ERSATZTEILKATALOG - Spare parts manual

Pezzi di ricambio - Catalogue des piéces détachées

KTM
VIERTAKTMOTOR

Four-stroke engine

Motore a quattro tempi

Moteur à quatre temps

348 GS-A

506 GS-A
506 END
506 GS

560 GS-A

Hr. Brünner

Art.Nr. 202.22
11.83

ORIGINAL ERSATZTEILE

INHALTSVERZEICHNIS / INDEX / INDICE / TABLE DES MATIERES

MOTORGEHÄUSE / Crank case
Carter del motore / Carter moteur **3...5**

ÖLPUMPE / Oil pump
Pompa olio / Pompe a huile **6**

ÖLFILTER, ZONDERDECKEL
Oil filter, Ignition cover
Filtro olio, Coperchio acc.
Filtre a huile, carter **7, 8**

ZONDANLAGE / Ignition
Accensione / Allumage **9**

KURBELWELLE, KOLBEN, ZYLINDER
Crankshaft, Piston, Cylinder
Albero motore, Pistone, Cilindro
Embiellage, Piston, Cylindre **11...14**

ZYLINDERKOPF / Cylinder head
Testa cilindro / Culasse **15...17**

VENTILE, KIPPHEBEL
Valve, Rocker arm
Valvola, Bilanciere
Soupape, Culbuteur **19**

STEUERTRIEB / Timing belt
Cinghia distribuzione
Distribution **20**

INHALTSVERZEICHNIS / INDEX / INDICE / TABLE DES MATIERES

KUPPLUNGSDECKEL, STEUERTRIEBDECKEL
Clutch cover, Timing belt cover
Coperchio frizione, Coperchio cinghia
Carter d'embrayage, couvercle du carter de distribution **21,22**

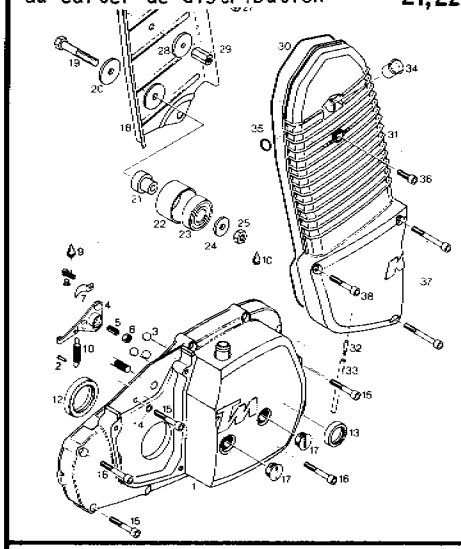

KUPPLUNG, KICKSTARTER
Clutch, Kickstarter
Frizione, Dispositivo di avviamento
Embrayage, Mechanisme de kick **23...28**

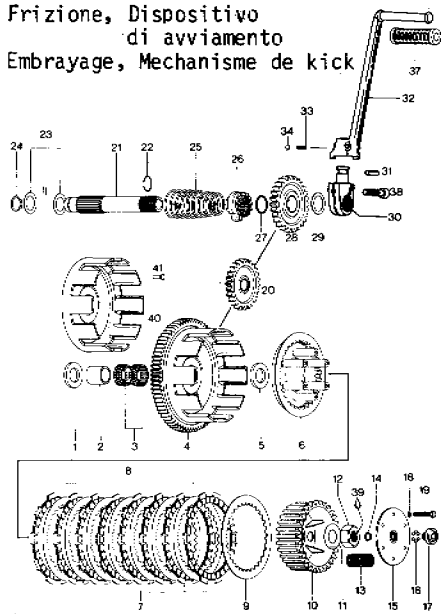

GETRIEBE, SCHALTUNG
Transmission, Shifting mechanism
Transmissione, Cambiamento di marcia
Transmission, Mechanisme de selection **29...34**

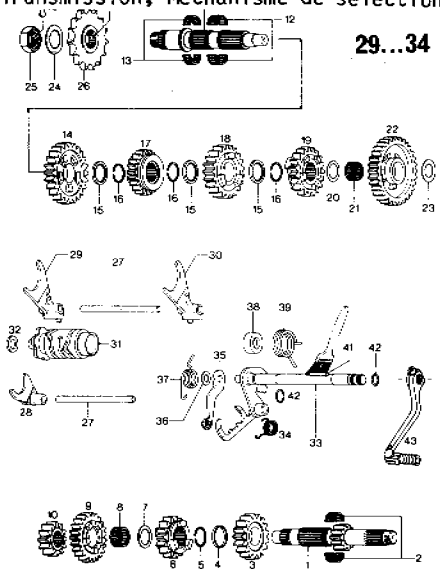

VERGASER / Carburetor
Carburatore / Carburateur **35...48**

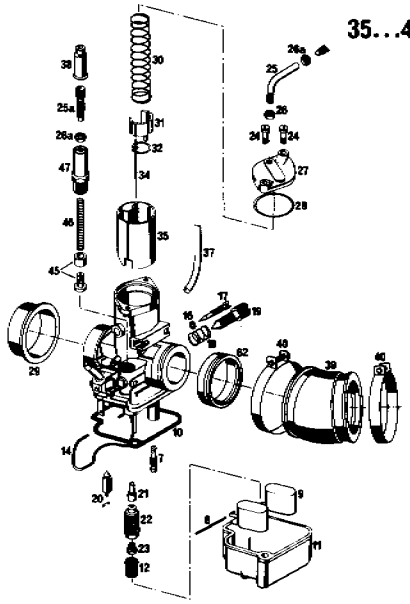

SPEZIALWERKZEUGE / Special Tools
Attrezzi speciali / Outils speciaux **49...52**

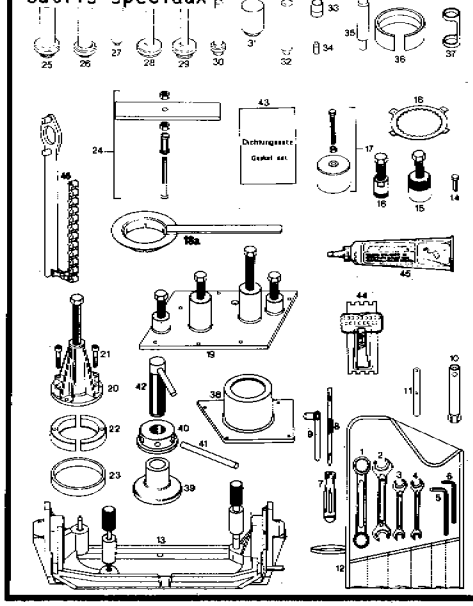

ORIGINAL ERSATZTEILE

MOTORGEHÄUSE / CRANK CASE / CARTER DEL MOTORE / CARTER MOTEUR

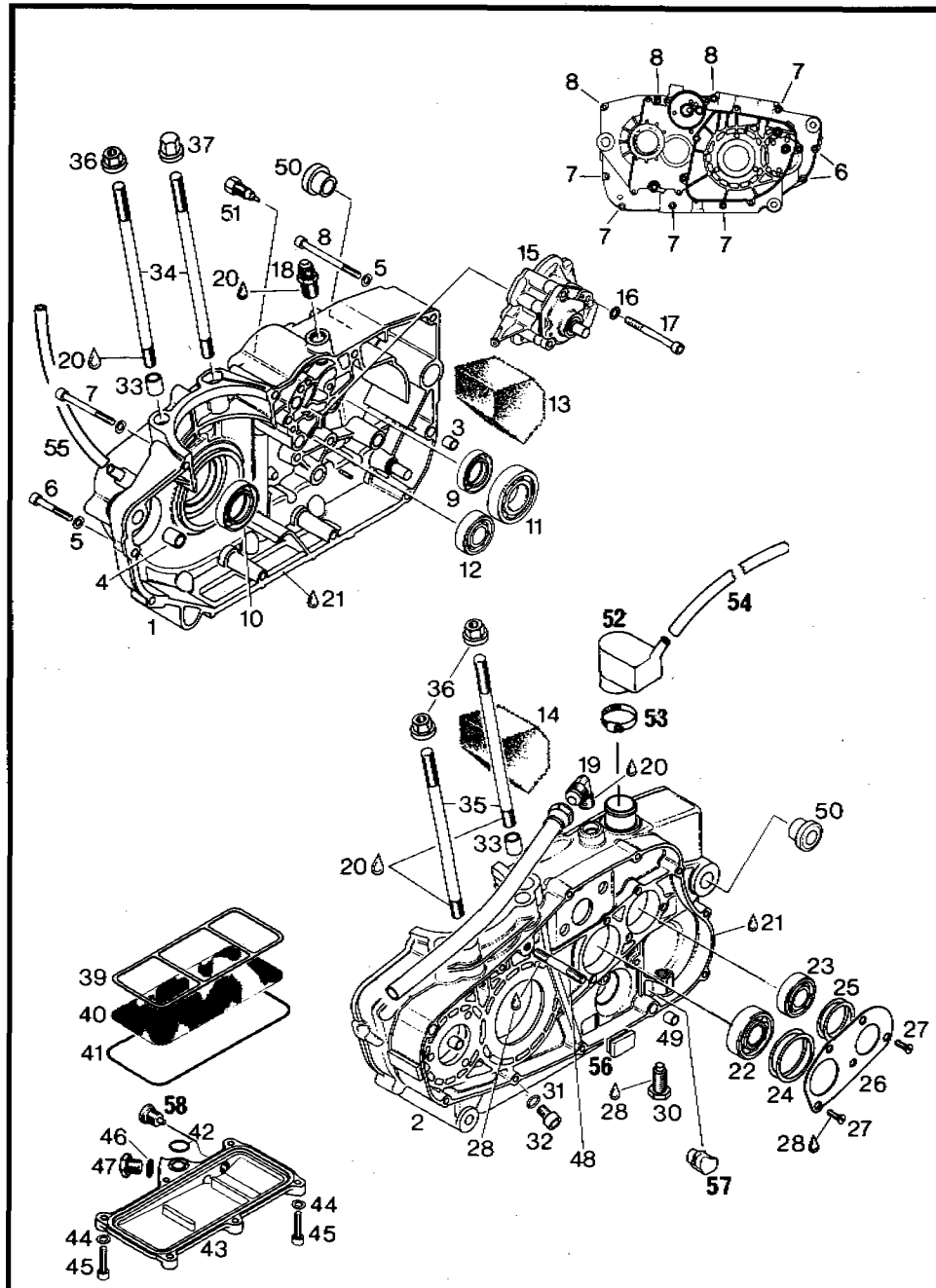

BILD NR. Ill. No. Fig. Fig.	TEILE NR. Part. No. Ricambi-N. Réf.	BEZEICHNUNG Description Descrizione Dénomination	348 GS/A 506 END 506 GS/A 506 GS	560 GS/A
1-4	6.292.453	GEHÄUSE KPL. / Crankcase assy. Coppia carter motore / Carter moteur complet	1	-
1-4	6.293.182	GEHÄUSE KPL. / Crankcase assy. Coppia carter motore / Carter moteur complet	-	1
3	6.229.140	PASSHÜLSE 9,8x10 / Dowel Spina / Bague de centrage	1	1
4	6.229.160	PASSHÜLSE 13,8x15 / Dowel Spina / Bague de centrage	1	1
5	0127 060003	FEDERRING A6 DIN 127 / Lock washer Ranella / Rondelle grower	10	10
6	0912 060403	INNENSECHSKANTSCHRAUBE M 6x40 DIN 912 Allen head screw / Vite T.C.E. / Vis	2	2
7	0912 060603	INNENSECHSKANTSCHRAUBE M 6x60 DIN 912 Allen head screw / Vite T.C.E. / Vis	5	5
8	0912 060703	INNENSECHSKANTSCHRAUBE M 6x70 DIN 912 Allen head screw / Vite T.C.E. / Vis	3	3
9	6.230.395	WELLENDICHTRING AS 25x40x7 / Oil seal Corteco banco / Joint spi	1	1
10	6.850.055	WELLENDICHTRING AS 30x47x7/7,5 / Oil seal Corteco banco / Joint spi	1	1
11	6.232.090	RILLENKUGELLAGER 205 / Ball bearing Cuscinetto / Roulement à billes	1	1
12	6.232.850	RILLENKUGELLAGER 6203 MLTNH C3 / Ball bearing Cuscinetto / Roulement à billes	1	1
13	6.256.200	ÖLABSCHEIDER / Oil separator foam Separatore olio / Décanteur d'huile	1	1
14	6.256.205	ÖLABSCHEIDER / Oil separator foam Separatore olio / Décanteur d'huile	1	1
15		ÖLPUMPE SIEHE SEITE 6 / Oil pump see page 6 Pompa olio vedi pag. 6 / Pompe à huile cf. page 6		
16	0127 060003	FEDERRING A6 DIN 127 / Lock washer Ranella / Rondelle grower	3	3
17	0912 060603	INNENSECHSKANTSCHRAUBE M 6x60 DIN 912 Allen head screw / Vite T.C.E. / Vis	3	3
18	6.256.210	EINSCHRAUBSTUTZEN / Nipple, straight Raccordo dritto / Raccord droit vissé	1	1
19	6.256.220	WINKELEINSCHRAUBSTUTZEN / Nipple angular Raccordo angolare / Raccord coudé vissé	1	1
20	6.899.786	LOCTITE 242 blau 6 ccm / Loctite blue Loctite blu / Loctite bleu	nB	nB

MOTORGEHÄUSE / CRANK CASE / CARTER DEL MOTORE / CARTER MOTEUR

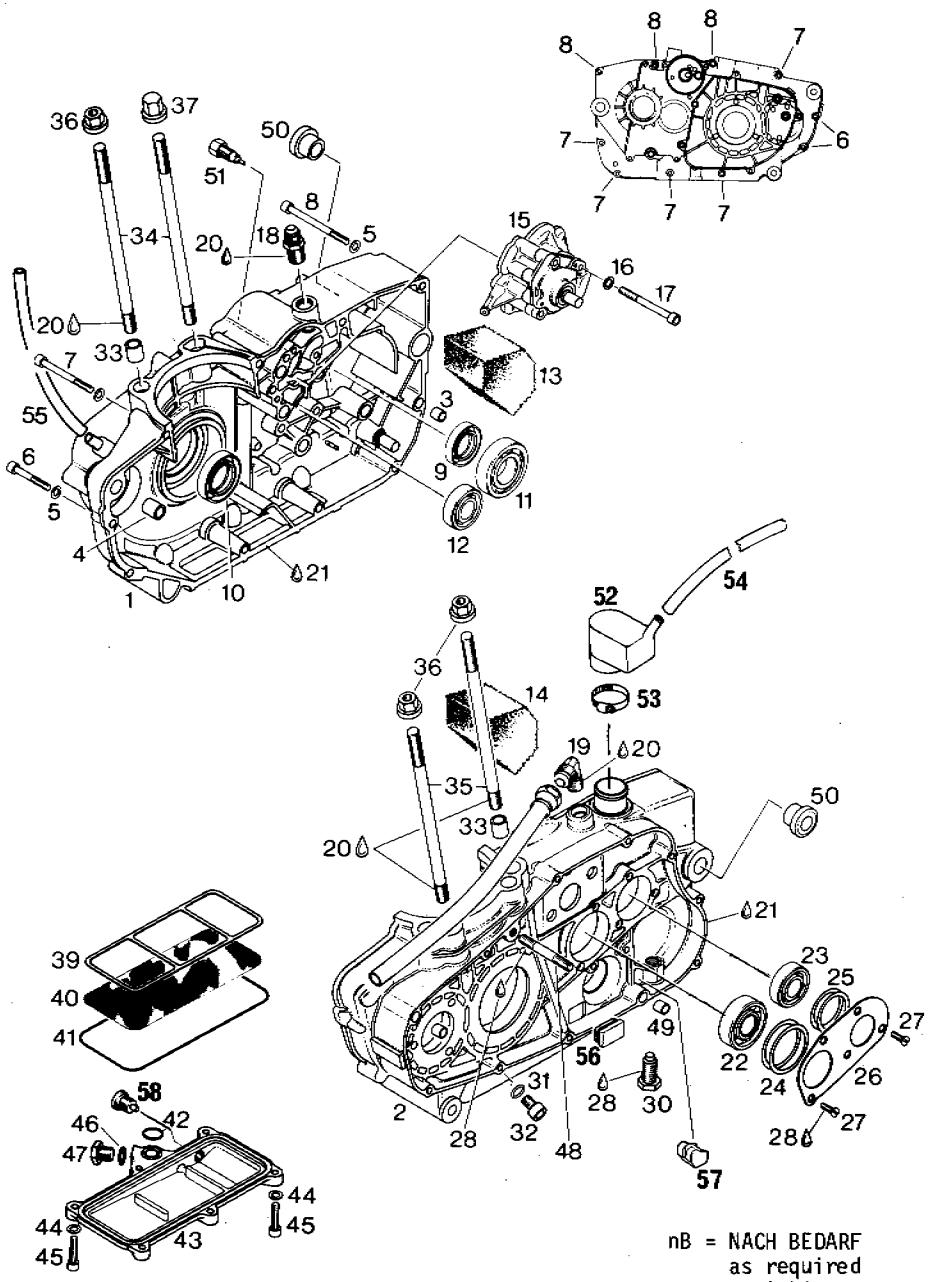

nB = NACH BEDARF
as required
a richiesta
selon besoin

BILD NR. Ill. No. Fig. Fig.	TEILE NR. Part No. Ricambi-N. Réf.	BENENNUNG Description Descrizione Dénomination	348 GS/A 506 END 506 GS/A 506 GS	560 GS/A
21	6.899.683	LOCTITE 515 rot 50 ccm / Loctite red Loctite rosso / Loctite rouge	nB	nB
22	0625 062040	RILLENKUGELLAGER 6204 C3 / Ball bearing Cuscinetto / Roulement à billes	1	1
23	6.932.030	RILLENKUGELLAGER 6203 RK C3 / Ball bearing Cuscinetto / Roulement à billes	1	1
24	6.227.610 6.227.611 6.227.612	AUSGLEICHSCHEIBE / Shim 40x46,5x0,5 Spessore / Rondelle de calage 40x46,5x0,3 40x46,5x0,1	nB nB nB	nB nB nB
25	6.227.520 6.227.521 6.227.522	AUSGLEICHSCHEIBE / Shim 34x39,5x0,5 Spessore / Rondelle de calage 34x39,5x0,3 34x39,5x0,1	nB nB nB	nB nB nB
26	6.227.555	HALTEBLECH / Retaining plate Piastra fissaggio cuscinetti / Cache	1	1
27	0963 050123	SENKSCHRAUBE M 5x12 DIN 963 / Counter sung screw Vite / Vis à tête fraisée	5	5
28	6.899.786	LOCTITE 242 blau 6 ccm / Loctite blue Loctite blu / Loctite bleu	nB	nB
30	6.241.777	AUSRÜCKSCHRAUBE M12 / Screw, kickstarter stop Fermo messa in moto / Vis de butée	1	1
31	0603 082131	DICHTRING 8,2x13x1 / Gasket ring Guarnizione / Joint	1	1
32	0912 080123	INNENSECHSKANTSCHRAUBE M 8x12 DIN 912 Allen head screw / Vite T.C.E. / Vis	1	1
33	6.229.160	PASSHÜLSE 13,8x15 / Dowel Spina / Bague de centrage	2	2
34	6.240.440	STIFTSCHRAUBE M 10x197 / Stud Colonnetta / Goujon	2	-
34	6.240.445	DEHNSCHRAUBE M 10x196 / Stud Colonnetta / Goujon	-	2
35	6.240.430	STIFTSCHRAUBE M 10x185 / Stud Colonnetta / Goujon	2	-
35	6.240.435	DEHNSCHRAUBE M 10x184 / Stud Colonnetta / Goujon	-	2
36	6.242.690	BUNDMUTTER M10 / Nut Dado / Ecrou à épaulement	3	3
37	6.242.695	BUNDHUTMUTTER M10 / Cap nut Dado a capello / Ecrou borgne à épaulement	1	1
39	6.230.840	DICHTUNG / Gasket Guarnizione / Joint	1	1

ORIGINAL ERSATZTEILE

MOTORGEHÄUSE / CRANK CASE / CARTER DEL MOTORE / CARTER MOTEUR

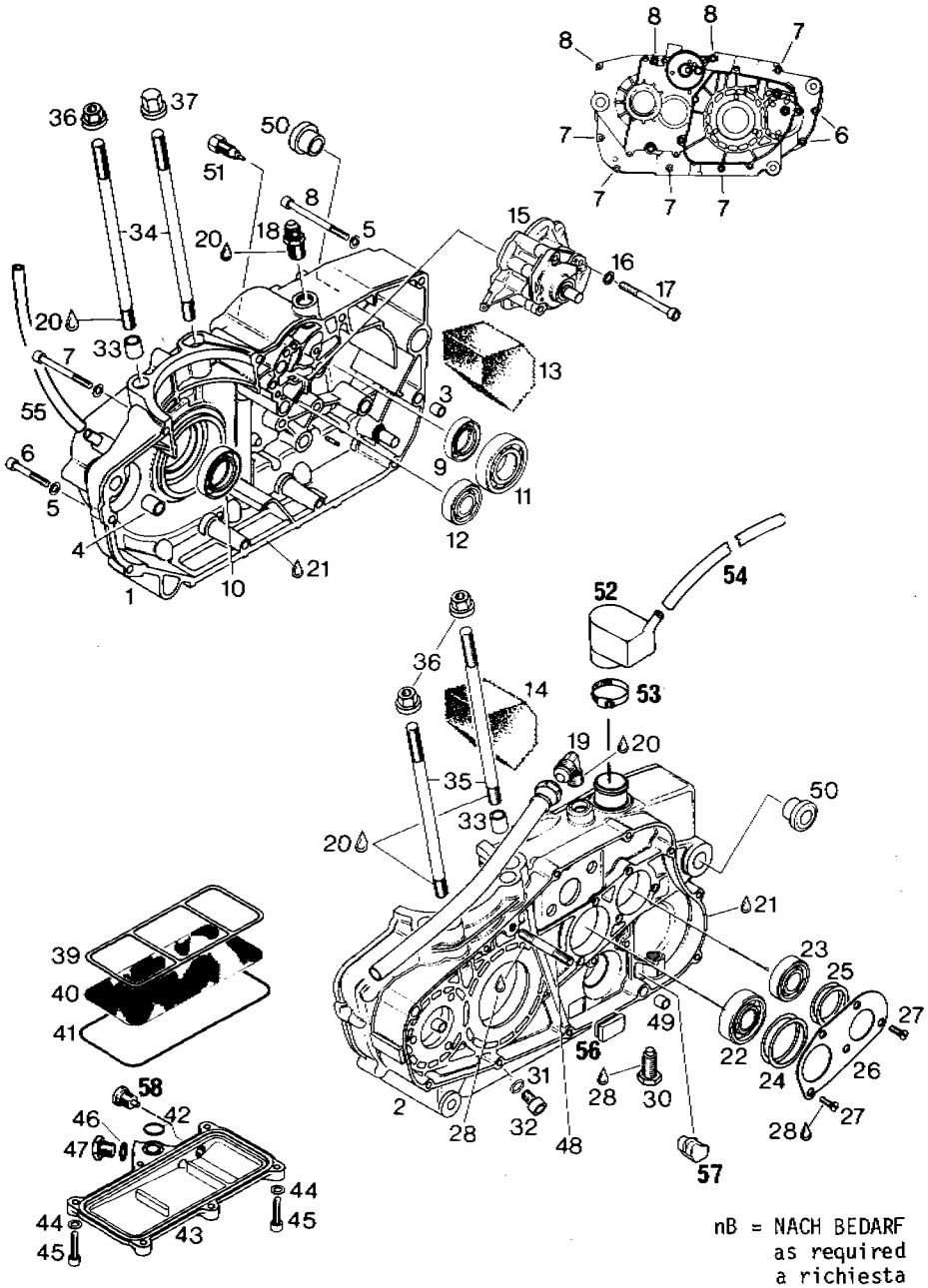

nB = NACH BEDARF
as required
a richiesta
selon besoin

BILD NR. Ill. No. Fig. Fig.	TEILE NR. Part No. Ricambi-N. Réf.	BEZEICHNUNG Description Descrizione Dénomination	348 GS/A 506 END 506 GS/A	506 GS	560 GS/A
40	6.256.160	ÖLSIEB / Oil sieve Crivello olio / Filtre à huile	1		1
41	6.831.762	O-RING 145x2,5 / O-ring Anello gomma / Joint annulaire	1		1
42	6.230.880	O-RING 13,3x2,4 / O-ring Anello gomma / Joint annulaire	1		1
43	6.212.595	ÖLSUMPFDECKEL (MIT TEIL 58) / Sieve cover Coperchio crivello olio / Trappe du carter d'huile	1		1
44	0127 060003	FEDERRING A6 DIN 127 / Lock washer Ranella / Rondelle grower	6		6
45	0912 060253	INNENSECHSKANTSCHRAUBE M 6x25 DIN 912 Allen head screw / Vite T.C.E. / Vis	6		6
46	6.250.010	DICHTRING C12x18 / Gasket ring Guarnizione / Joint	1		1
47	6.241.401	SECHSKANTSCHRAUBE M 12x12 / Hexagon head screw Vite / Bouchon de vidange	1		1
48	6.240.240	STIFTSCHRAUBE M 8x63 / Stud Colonnetta / Goujon	1		1
49	6.229.140	PASSHÜLSE 9,8x10 / Dowel Spina / Bague de centrage	2		2
50	6.247.510	GEHÄUSEBÜCHSE / Sleeve Bussola / Bague	2		2
51	6.241.850	KONTAKTSCHRAUBE M10 KPL. / Contact screw Vite contatto / Vis contact cpl.	1		1
51	6.241.905	VERSCHLUSSCHRAUBE M 10x10 / Plug screw Vite tappo / Vis	nB		nB
52	570.05.019.000	GEHÄUSEENTLÜFTUNG ø 6 mm / Crankcase breather Sfiato carter / Mise à air	1		1
53	100.01.120.000	SCHLAUCHBINDER D3 / Clamp Fascetta / Collier	1		1
54	570.05.020.001	SCHLAUCH 10x14 1 METER / Hose Tubo / Tube	nB		nB
55	550.07.016.001	SCHLAUCH 6x9 1 METER / Hose Tubo / Tube	nB		nB
56	6.260.690	VERSCHLUSSGUMMI VORNE / Plug front Tappo antieure /	1		1
57	6.260.695	VERSCHLUSSGUMMI HINTEN / Plug rear Tappo postieure /	1		-
58	6.241.781	MAGNETSCHRAUBE M12 / Magnetic plug Vite magnetica / Vis magnetique	1		1

ÖLPUMPE / OIL PUMP / POMPA OLIO / POMPE À HUILE

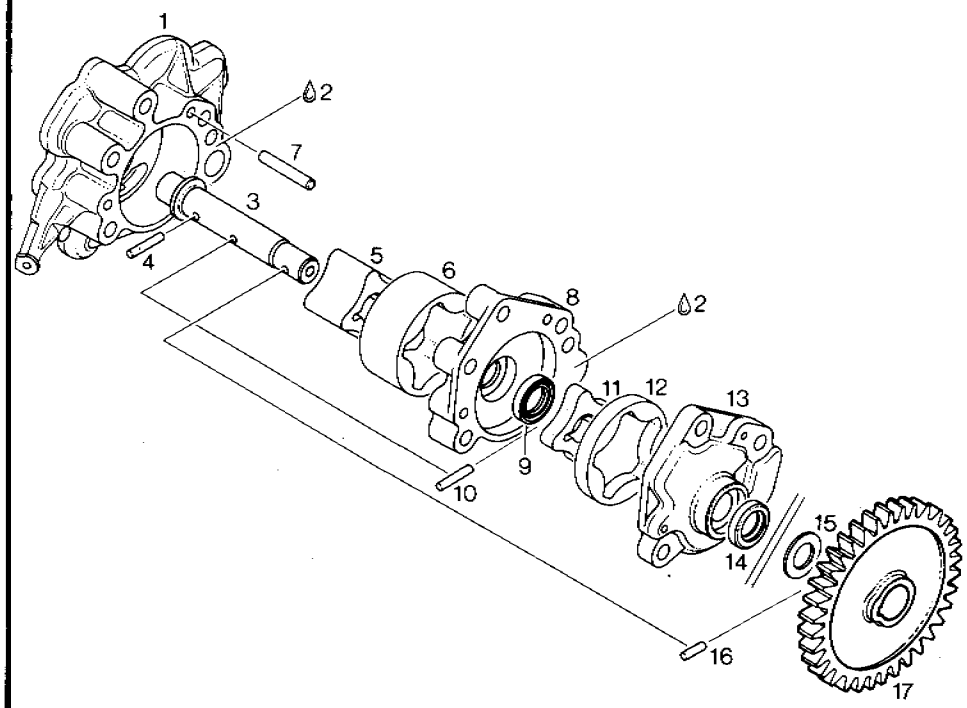

BILD NR. Ill. No. Fig. Fig.	TEILE NR. Part No. Ricambi-N. Réf.	BEZEICHNUNG Description Descrizione Dénomination	STK. Qty. Qtà. Qté.
1	6.212.567	SAUGPUMPENGEHÄUSE / Pump housing, suction Corpo pompa aspirante / Boîtier de pompe aspirante	1
2	6.899.683	LOCTITE 515 rot, 50 ccm / Loctite red Loctite rosso / Loctite rouge	nB
3	6.237.645	PUMPENWELLE / Pump shaft Albero pompa / Arbre	1
4	6.232.980	NADELROLLE 3x15,8 / Needle roller Ago cuscinetto / Rouleau	1
5	6.256.130	SAUGDREHKOLBEN / Inner rotor, suction Rotore interione aspirante / Piston de pompe asp.	1
6	6.256.140	SAUGPUMPENROTOR / Outer rotor, suction Rotore esteriore aspirante / Corps de pompe asp.	1
7	6.232.970	NADELROLLE 4x25,8 / Needle roller Ago cuscinetto / Rouleau	2
8	6.212.570	DRUCKPUMPENGEHÄUSE / Pump housing lubrication Corpa pompa pressione / Boîtier de pompe refoulante	1
9	6.230.870	WELLENDICHTRING 11x17x4 / Oil seal Corteco / Joint spi	1
10	6.232.980	NADELROLLE 3x15,8 / Needle roller Ago cuscinetto / Rouleau	1
11	6.256.110	DRUCKDREHKOLBEN / Inner rotor Rotore interiore pressione Piston de pompe refoulante	1
12	6.256.120	DRUCKPUMPENROTOR / Outer rotor Rotore esteriore pressione Corps de pompe refoulante	1
13	6.212.580	PUMPENDECKEL / Pump cover Coperchio pompa / Couvercle du boîtier de pompe	1
14	6.230.870	WELLENDICHTRING 11x17x4 / Oil seal Corteco / Joint spi	1
15	6.827.590	ANLAUFSCHEIBE 10,1/17/1 / Washer Rondella / Rondelle d'appui	nB
16	6.232.200	NADELROLLE 3x12,8 / Needle roller Ago cuscinetto / Rouleau	1
17	6.235.775	PUMPENRAD 27-Z. / Pump gear Ingranaggio pompa / Pignon de pompe à huile	1

nB = NACH BEDARF
as required
a richiesta
selon besoin

ORIGINAL ERSATZTEILE

ÖLFILTER, ZÜNDERDECKEL / OIL FILTER, IGNITION COVER / FILTRO OLIO, COPERCHIO ACC. / FILTRE À HUILE, CARTER

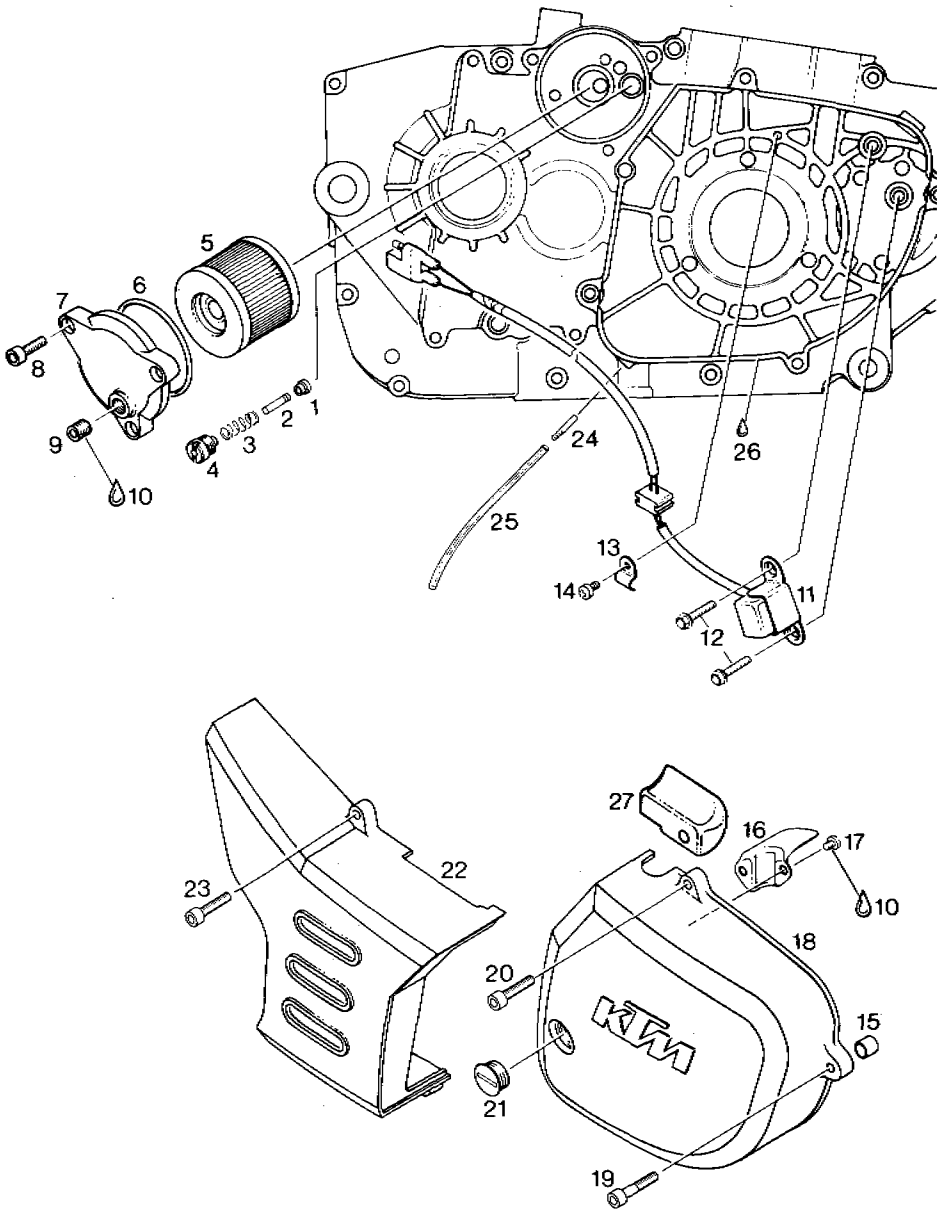

BILD NR. Ill. No. Fig. Fig.	TEILE NR. Part No. Ricambi-N. Réf.	BEZEICHNUNG Description Descrizione Dénomination	STK. Qty. Qtà. Qté.
1	6.260.570	DRUCKHALTEVENTIL / Pressure retaining valve Valvola / Clapet	1
2	6.256.150	VENTILSTIFT / Guide pin Perno valvola / Diogt	1
3	6.239.815	DRUCKFEDER / Spring Molla / Ressort	1
4	6.256.170	VENTILSTIFTFÜHRUNG / Screw, guide pin Vite perno valvola / Guide	1
5	6.256.180	ÖLFILTEREINSATZ / Oil filter element Elemento filtro olio / Cartouche de filtre à huile	1
6	6.230.920	O-RING 60-2,5 / O-ring Anello gomma / Joint annulaire	1
7	6.212.620	ÖLFILTERDECKEL / Cover, oil filter Coperchio filtro olio / Couvercle du filtre à huile	1
8	0912 060203	INNENSECHSKANTSCHRAUBE M 6x20 DIN 912 Allen head screw / Vite T.C.E. / Vis	3
9	6.240.480	VERSCHLUSSCHRAUBE 1/8-27 NPT / Plug screw Vite tappo / Bouchon	1
10	6.899.786	LOCTITE 242 BLAU 6 CCM / Loctite blue Loctite blu / Loctite bleu	nB
11		AUSSENGEBER SIEHE SEITE 9 Trigger coil see page 9 Bobina comando vedi pag. 9 Capteur cf. page 9	
12	6.240.580	TAPTITE-SCHRAUBE M 6x16 / Taptite-screw Vite Taptite / Vis Taptite	2
13	6.251.890	LEITUNGSSCHELLE / Cable clamp Giunta-cavo / Patte de fixation	1
14	6.240.190	TAPTITE-SCHRAUBE M 4x6 / Taptite-screw Vite Taptite / Vis Taptite	1
15	6.229.140	PASSHÜLSE 9,8x10 / Dowel Spina carter / Bague de centrage	2
16	6.251.880	LEITUNGSHALTER / Holder, cables Giunta-cavo / Guide de câble	1
17	6.240.195	TAPTITE-SCHRAUBE M 4x8 / Taptite screw Vite Taptite / Vis Taptite	2
18	6.212.710	ZÜNDERDECKEL / Ignition cover Coperchio accensione / Carter d'allumage	1

ÖLFILTER, ZÜNDERDECKEL / OIL FILTER, IGNITION COVER / FILTRO OLIO, COPERCHIO ACC. / FILTRE À HUILE, CARTER

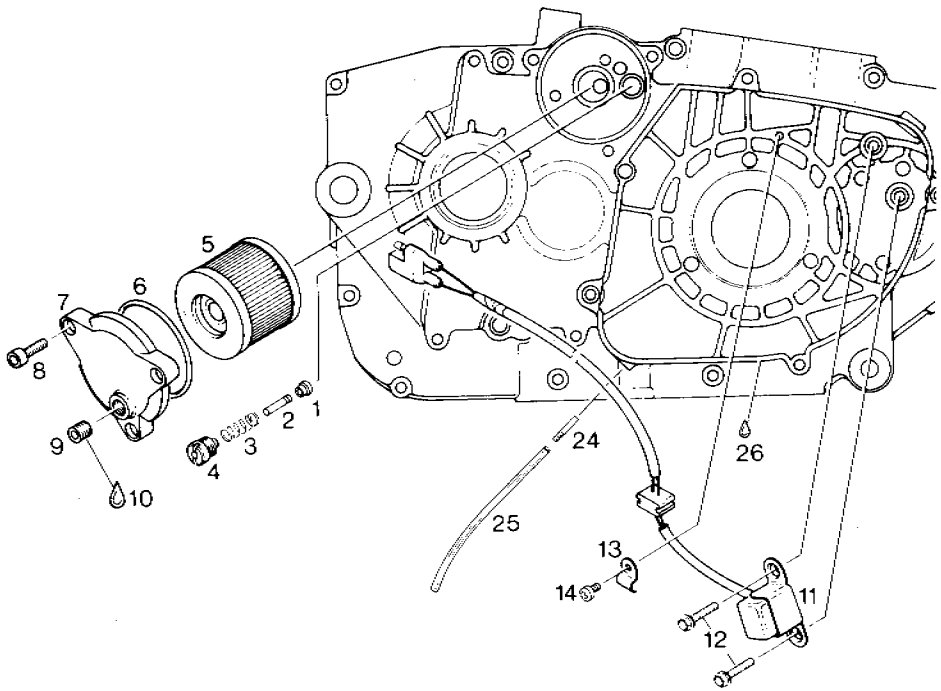

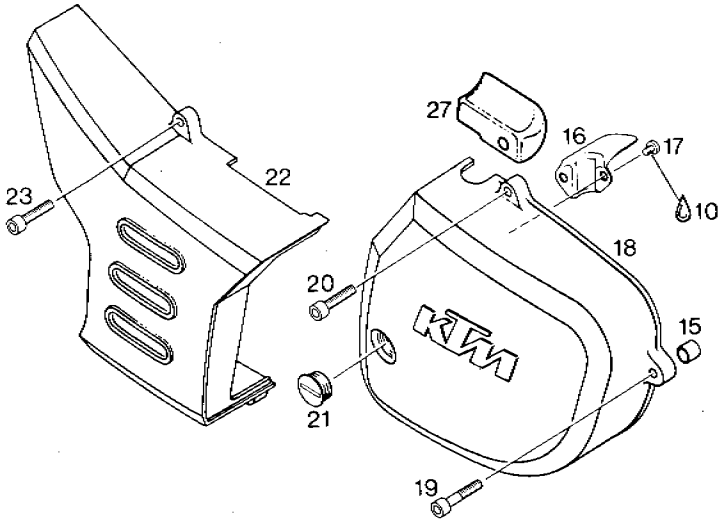

BILD NR. Ill No. Fig. Fig.	TEILE NR. Part No. Ricambi-N. Réf.	BEZEICHNUNG Description Descrizione Dénomination	STK. Qty. Qtà. Qté.
19	0912 060303	INNENSECHSKANTSCHRAUBE M 6x30 DIN 912 Allen head screw / Vite T.C.E. / Vis	2
20	0912 060253	INNENSECHSKANTSCHRAUBE M 6x25 DIN 912 Allen head screw / Vite T.C.E. / Vis	2
21	6.241.800	VERSCHLUSSCHRAUBE M 18x1,5 / Plug screw Vite Tappo / Bouchon	1
22	6.212.615	KETTENDECKEL / Chain cover Coperchio catena / Carter de chaîne	1
23	0912 060253	INNENSECHSKANTSCHRAUBE M 6x25 DIN 912 Allen head screw / Vite T.C.E. / Vis	3
24	6.224.045	ZERSTÄUBER / Vent tube Raccordo sfiato / Reniflard	1
25	6.960.563	ÖLLEITUNG 270 MM / Vent line Tubo / Tuyau	1
26		DAUERPLASTISCHE DICHTUNGSMASSE / Nonhardening seal compound Silicone / Silicone	nB
27	6.251.885	LEITUNGSHALTER AUSSEN / Holder cables outer Giuntacavo esteriore / Guide de cable	1

nB = NACH BEDARF
as required
a richiesta
selon besoin

ZÜNDANLAGE / IGNITION / ACCENSIONE / ALLUMAGE

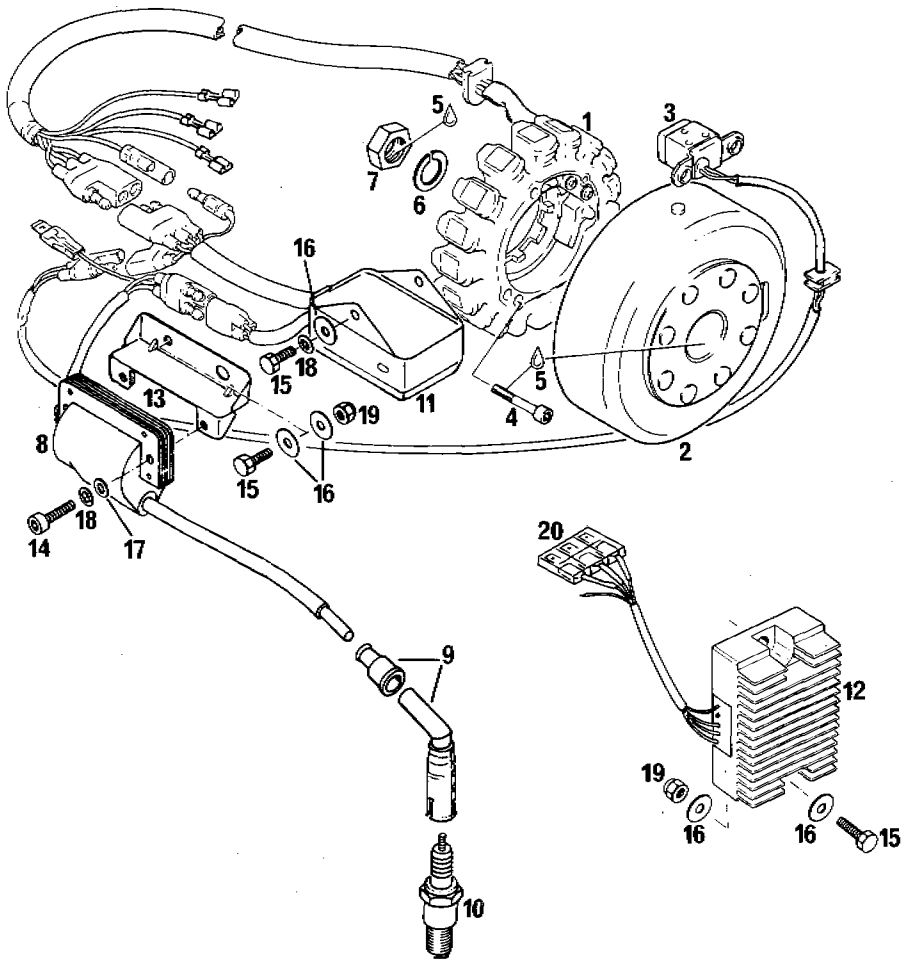

BILD NR. Ill. No. Fig. Fig.	TEILE NR. Part No. Ricambi-N. Réf.	BEZEICHNUNG Description Descrizione Dénomination	STK. Qty. Qtà. Qté.
1,2	6.292.497	STATOR KPL. MIT MAGNETRAD (NIPPONDENSO) 12V 190W Stator assy. with magneto flywheel Statore cpl. con volano Ensemble stator et volant magnetique	1
3	6.264.755	AUSSENGEBER KPL. / Trigger coil assy. Bobino comando compl. / Capteur	1
4	0912 060403	INNENSECHSKANTSCHRAUBE M 6x40 DIN 912 Allen head screw / Vite T.C.E. / Vis	3
5	6.899.786	LOCTITE 242 BLAU 6 CCM / Loctite blue Loctite blu / Loctite bleu	nB
6	0127 180003	FEDERRING A18 DIN 127 / Lock washer Ranella / Rondelle grower	1
7	6.942.220	SECHSKANTMUTTER M 18x1,5 / Hex. nut Dado / Ecrou	1
8,9	6.264.737	ZÜNDSPULE KPL. / Ignition coil assy. Bobina accensione / Bobine compl.	1
9	6.264.861	ENTSTÖRSTECKER / Spark plug protector Cappuccio candela / Capuchon de bougie	1
10	6.297.540	ZÜNDKERZE NGK D8EA / Spark plug Candela / Bougie	1
11	6.264.740	AMPLIFIER-BOX / Amplifier-box Centralina / Boîtier d'allumage	1
12	6.264.870	REGLERGLEICHRICHTER / Rectifier-regulator Regolatore raddrizzatore /	1
13	570.03.001.031	HALTERUNG FÜR ZÜNDSPULE / Bracket Aletta / Fixation	1
14	0912 060253	INNENSECHSKANTSCHRAUBE M 6x25 DIN 912 Allen head screw / Vite T.C.E. / Vis	2
15	0933 060203	SECHSKANTSCHRAUBE M 6x20 DIN 933 Hexagon head screw / Vite / Vis	6
16	0021 060003	SCHEIBE A6 DIN 9021 / Flat washer Rondella / Rondelle	nB
17	0125 060003	SCHEIBE A6 DIN 125 / Flat washer Rondella / Rondelle	nB
18	0797 060003	ZAHNSCHEIBE J6 DIN 6797 / Lock washer Rondella / Rondelle	nB
19	510.10.086.000	SS-Mutter M6 / Self locking nut Dado / Ecrou	2
20	200.11.076.100	KABELKUPPLUNG 3-TEILIG / Junction bloc Morsettiera / Domino	1

nB = NACH BEDARF
as required
a richiesta
selon besoin

ORIGINAL ERSATZTEILE

KURBELWELLE, KOLBEN, ZYLINDER / CRANKSHAFT, PISTON, CYLINDER
ALBERO MOTORE, PISTONE, CILINDRO / EMBIELLAGE, PISTON, CYLINDRE

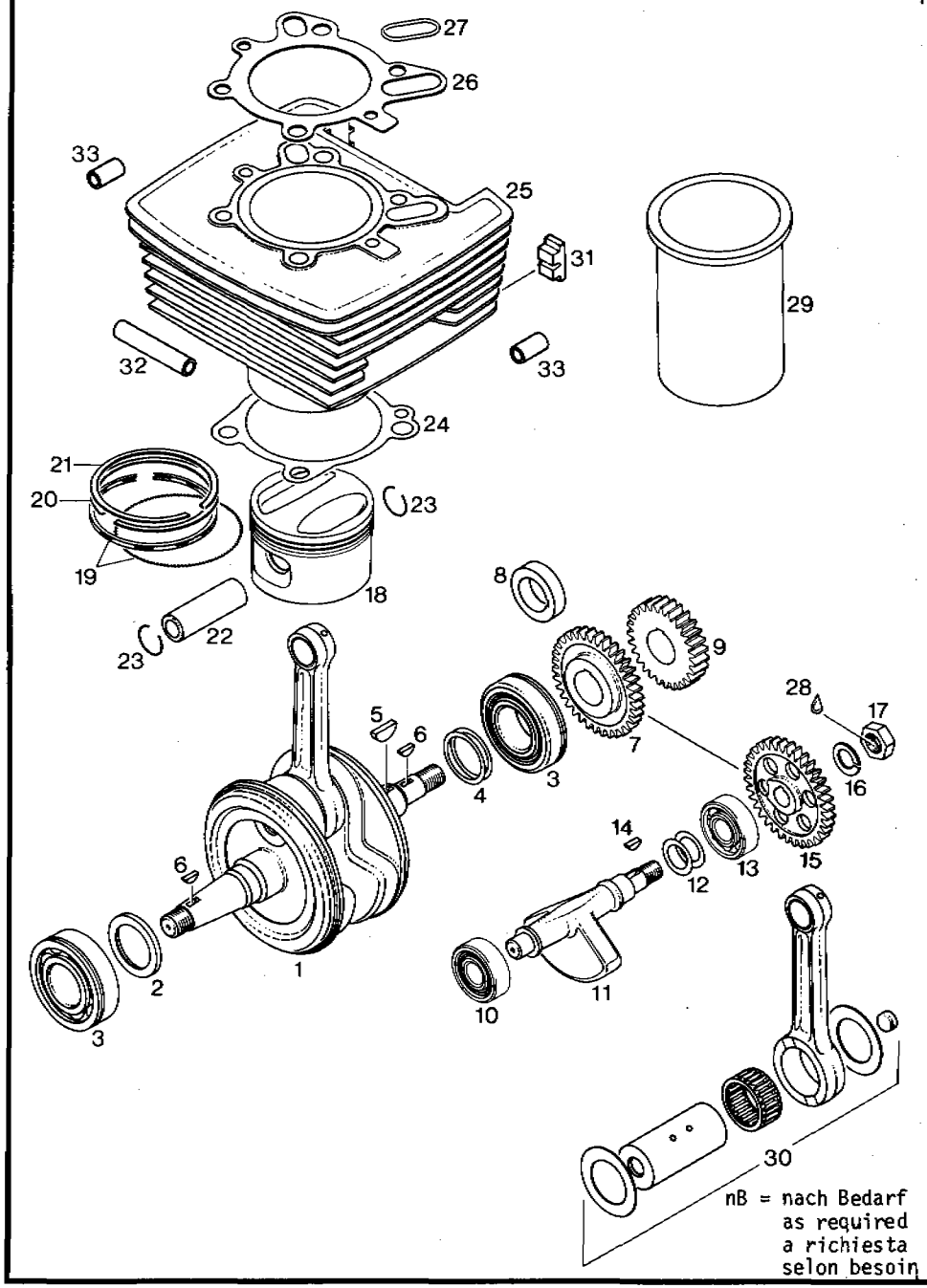

nB = nach Bedarf
as required
a richiesta
selon besoin

BILD NR. Ill. No. Fig. Fig.	TEILE NR. Part No. Ricambi-N. Réf.	BEZEICHNUNG Description Descrizione Dénomination	348 GS/A	506 END	506 GS/A	506 GS	560 GS/A
1	6.292.770	KURBELWELLE KPL. / Crankshaft assy.	1	-	-	-	-
	6.292.782	Albero motore cpl. / Embiellage cpl.	-	1	1	-	-
	6.292.785		-	-	-	1	1
2	6.247.390	DISTANZRING 35,2x50x4 / Distance ring Distanziale / Bague de calage	1	1	1	1	1
3	6.832.235	RILLENKUGELLAGER 6207 NTVH C3 Ball bearing / Cuscinetto / Roulement	2	2	2	2	2
4	6.927.400	AUSGLEICHSCHEIBE / Shim 35,4x43x0,1	nB	nB	nB	nB	nB
	6.927.401	Spessore / Rondelle 35,4x43x0,2	nB	nB	nB	nB	nB
5	6.946.015	SCHEIBENFEDER 6x9 / Woodroff key Chiavella / Clavette	1	1	1	1	1
6	0888 040050	SCHEIBENFEDER 4x5 / Woodroff key Chiavella / Clavette	2	2	2	2	2
7	6.235.745	GEGENRAD 37Z / Gear 37t, balancer Ingranaggio 37d / Pignon	1	1	1	-	1
8	6.247.480	DISTANZHÜLSE 28x46x11 / Dist. sleeve Spessore / Entretoise	-	-	-	1	-
9	6.292.820	PRIMÄRTRIEB KPL.(KUPPLUNGSKORB 133 ø) Drive gear with clutch drum 133 ø Ingranaggio albero motore Transmission primaire cpl.	1	-	-	-	-
9	6.292.825	PRIMÄRTRIEB KPL.(KUPPLUNGSKORB 144 ø) Drive gear with clutch drum 144 ø Ingranaggio albero motore Transmission primaire cpl.	-	1	1	1	1
10	6.932.815	RILLENKUGELLAGER 6303 ETNH C3 Ball bearing / Cuscinetto / Roulement	1	1	1	-	1
11	6.237.615	AUSGLEICHSWELLE / Counter shaft Albero compens./ Arbre d'équilibrage	1	-	-	-	-
11	6.237.610	AUSGLEICHSWELLE / Counter shaft Albero compens./ Arbre d'équilibrage	-	1	1	-	1
12	6.944.461	AUSGLEICHSCHEIBE / Shim 20,5x30x0,3	nB	nB	nB	-	nB
	6.944.462	Spessore / Rondelle 20,5x30x0,5	nB	nB	nB	-	nB
	6.944.465	20,5x30x0,15	nB	nB	nB	-	nB
13	6.932.435	RILLENKUGELLAGER 6204 ETNH C3 Ball bearing / Cuscinetto / Roulement	1	1	1	-	1

KURBELWELLE, KOLBEN, ZYLINDER / CRANKSHAFT, PISTON, CYLINDER
ALBERO MOTORE, PISTONE, CILINDRO / EMBIELLAGE, PISTON, CYLINDRE

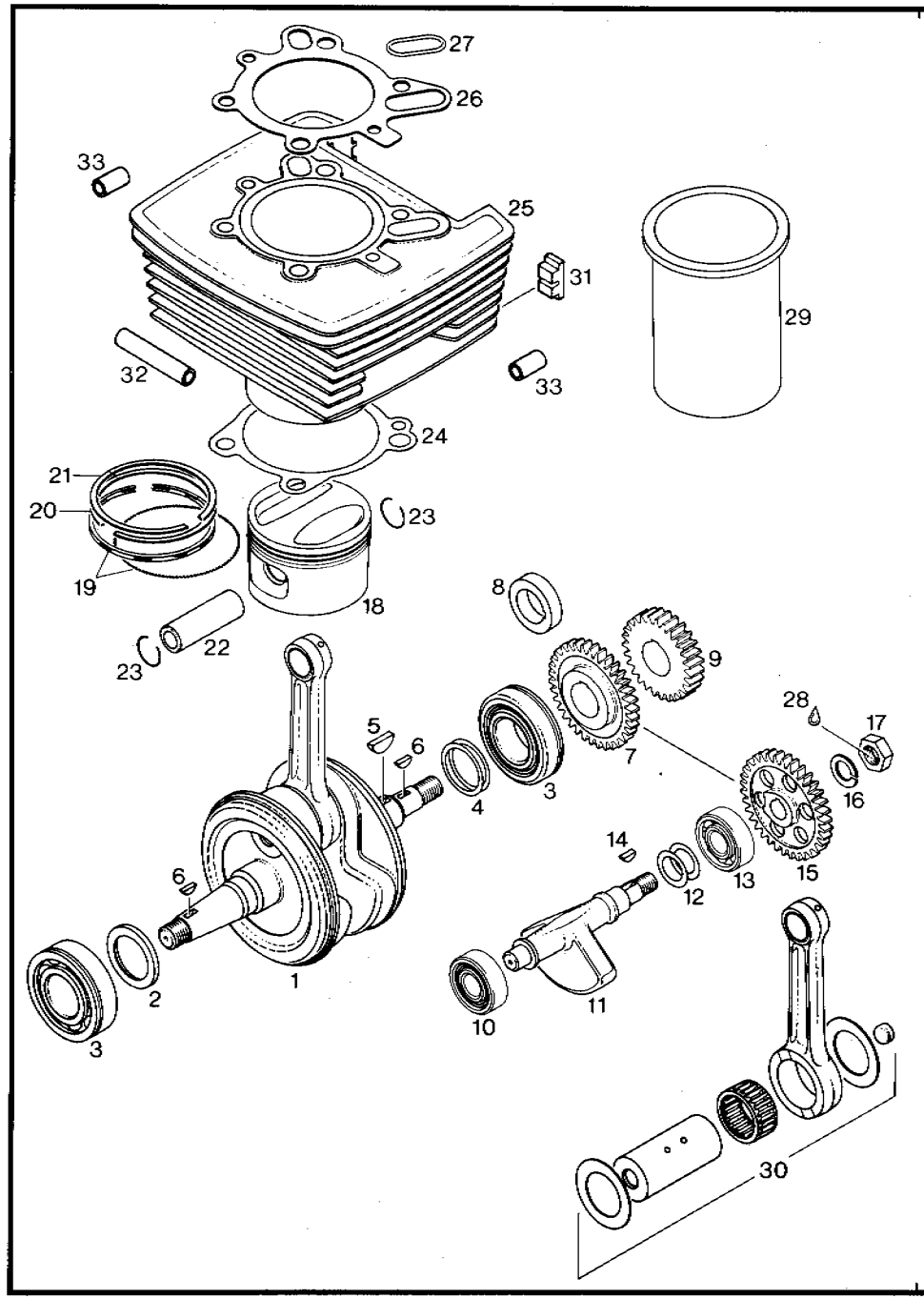

BILD NR. Ill. No. Fig. Fig.	TEILE NR. Part No. Ricambi-N. Réf.	BEZEICHNUNG Description Descrizione Dénomination	348 GS/A	506 END	506 GS/A	506 GS	560 GS/A
14	0888 050050	SCHEIBENFEDER 4x5 / Woodruff key Chiavella / Clavette	1	1	1	-	1
15	6.235.730	AUSGLEICHSRAD 37Z / Gear 37-t Ingranaggio 37-d / Pignon	1	1	1	-	1
16	0127 140003	FEDERRING A14 DIN 127 / Lock washer Ranella / Rondelle grower	1	1	1	-	1
17	0936 140153	SECHSKANTMUTTER M 14x1,5 DIN 936 Hex. nut / Dado / Ecrou	1	1	1	-	1
18-21	6.292.765	KOLBEN KPL. ø 79,5 / Piston assy. Pistone / Piston cpl.	1	-	-	-	-
18-21	6.292.761	KOLBEN KPL. ø 79,75 / Piston assy. Pistone / Piston cpl.	nB	-	-	-	-
18-21	6.292.755	KOLBEN KPL. ø 89,0 / Piston assy Pistone / Piston cpl.	-	1	1	1	-
18-21	6.292.756	KOLBEN KPL. ø 89,25 / Piston assy. Pistone / Piston cpl.	-	nB	nB	nB	-
18-21	6.292.960	KOLBEN KPL. ø 94,0 / Piston assy. Pistone / Piston cpl.	-	-	-	-	1
18-21	6.292.961	KOLBEN KPL. ø 94,25 / Piston assy. Pistone / Piston cpl.	-	-	-	-	nB
19	6.215.400	ÖLABSTREIFRING KPL. ø 79,5 Oil retainer ring assy. / Segmento raschia olio / Segment racleur	1	-	-	-	-
19	6.215.401	ÖLABSTREIFRING KPL. ø 79,75 Oil retainer ring assy. / Segmento raschia olio / Segment racleur	nB	-	-	-	-
19	6.215.330	ÖLABSTREIFRING KPL. ø 89,0 Oil retainer ring assy. / Segmento raschia olio / Segment racleur	-	1	1	1	-
19	6.215.331	ÖLABSTREIFRING KPL. ø 89,25 Oil retainer ring assy. / Segmento raschia olio / Segment racleur	-	nB	nB	nB	-
19	6.215.450	ÖLABSTREIFRING KPL. ø 94,0 Oil retainer ring assy. / Segmento raschia olio / Segment racleur	-	-	-	-	1
19	6.215.451	ÖLABSTREIFRING KPL. ø 94,25 Oil retainer ring assy. / Segmento raschia olio / Segment racleur	-	-	-	-	nB

nB = nach Bedarf
as required
a richiesta
selon besoin

ORIGINAL ERSATZTEILE

KURBELWELLE, KOLBEN, ZYLINDER / CRANKSHAFT, PISTON, CYLINDER
ALBERO MOTORE, PISTONE, CILINDRO / EMBIELLAGE, PISTON, CYLINDRE

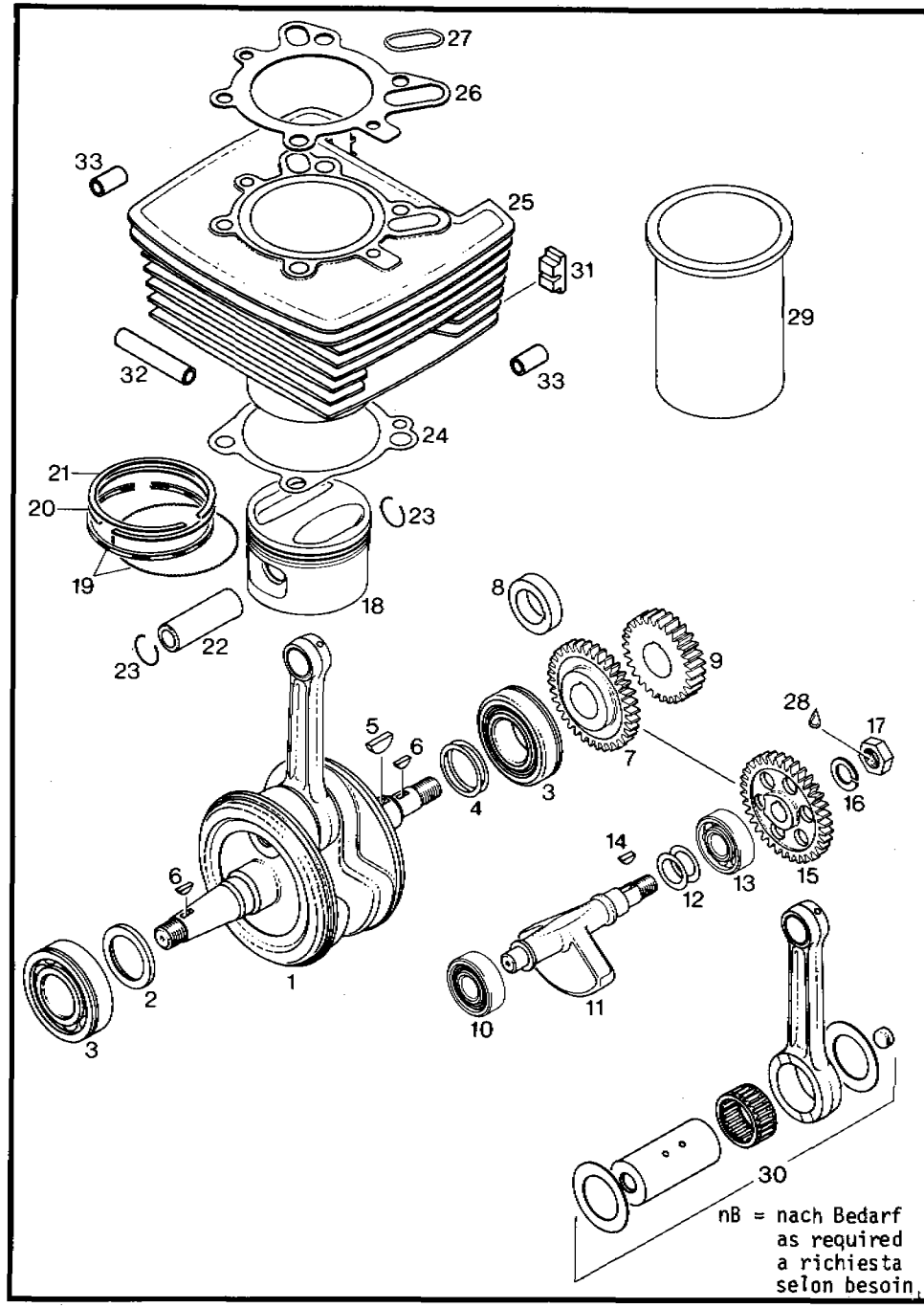

nB = nach Bedarf
as required
a richiesta
selon besoin

BILD NR. Ill. No. Fig. Fig.	TEILE NR. Part No. Ricambi-N. Réf.	BEZEICHNUNG Description Descrizione Dénomination	348 GS/A	506 END	506 GS/A	506 GS	560 GS/A
20	6.215.390	RECHTECKRING ø 79,5 / Rectangular ring Segmento R / Segment de section carrée	1	-	-	-	-
20	6.215.421	MINUTENRING ø 79,75 / Rectangular ring Segmento R / Segment de section carrée	nB	-	-	-	-
20	6.215.320	RECHTECKRING ø 89,0 / Rectangular ring Segmento R / Segment de section carrée	-	1	1	1	-
20	6.215.321	RECHTECKRING ø 89,25 / Rectangular ring Segmento R / Segment de section carrée	-	nB	nB	nB	-
20	6.215.440	MINUTENRING ø 94,0 / Rectangular ring Segmento R / Segment de section carrée	-	-	-	-	1
20	6.215.441	MINUTENRING ø 94,25 / Rectangular ring Segmento R / Segment de section carrée	-	-	-	-	nB
21	6.215.380	RECHTECKRING ø 79,5 / Rectangular ring Segmento R / Segment de section carrée	1	-	-	-	-
21	6.215.381	RECHTECHRING ø 79,75 / Rectangular ring Segmento R / Segment de section carrée	nB	-	-	-	-
21	6.215.310	RECHTECKRING ø 89,0 / Rectangular ring Segmento R / Segment de section carrée	-	1	1	1	-
21	6.215.311	RECHTECKRING ø 89,25 / Rectangular ring Segmento R / Segment de section carrée	-	nB	nB	nB	-
21	6.215.430	RECHTECKRING ø 94,0 / Rectangular ring Segmento R / Segment de section carrée	-	-	-	-	1
21	6.215.431	RECHTECKRING ø 94,25 / Rectangular ring Segmento R / Segment de section carrée	-	-	-	-	nB
22	6.216.115	KOLBENBOLZEN 22x15x55 / Piston pin Spinotto / Axe de piston	1	1	1	1	-
22	6.216.170	KOLBENBOLZEN 22x15x69 / Piston pin Spinotto / Axe de piston	-	-	-	-	1
23	6.245.430	NULLHAKENRING 22 / Circlip Seeger / Epingle	2	2	2	2	2
24	6.230.820	ZYLINDERFLANSCHDICHTUNG / Gasket Guarnizione / Joint	1	1	1	1	1
25	6.213.646	ZYLINDER KPL. ø 79,5 / Cylinder assy. Cilindro / Cylindre	1	-	-	-	-
25	6.213.319	ZYLINDER KPL. ø 89,0 / Cylinder assy. Cilindro / Cylindre	-	1	1	1	-
25	6.213.517	ZYLINDER KPL. ø 94,0 / Cylinder assy. Cilindro / Cylindre	-	-	-	-	1

KURBELWELLE, KOLBEN, ZYLINDER / CRANKSHAFT, PISTON, CYLINDER
ALBERO MOTORE, PISTONE, CILINDRO / EMBIELLAGE, PISTON, CYLINDRE

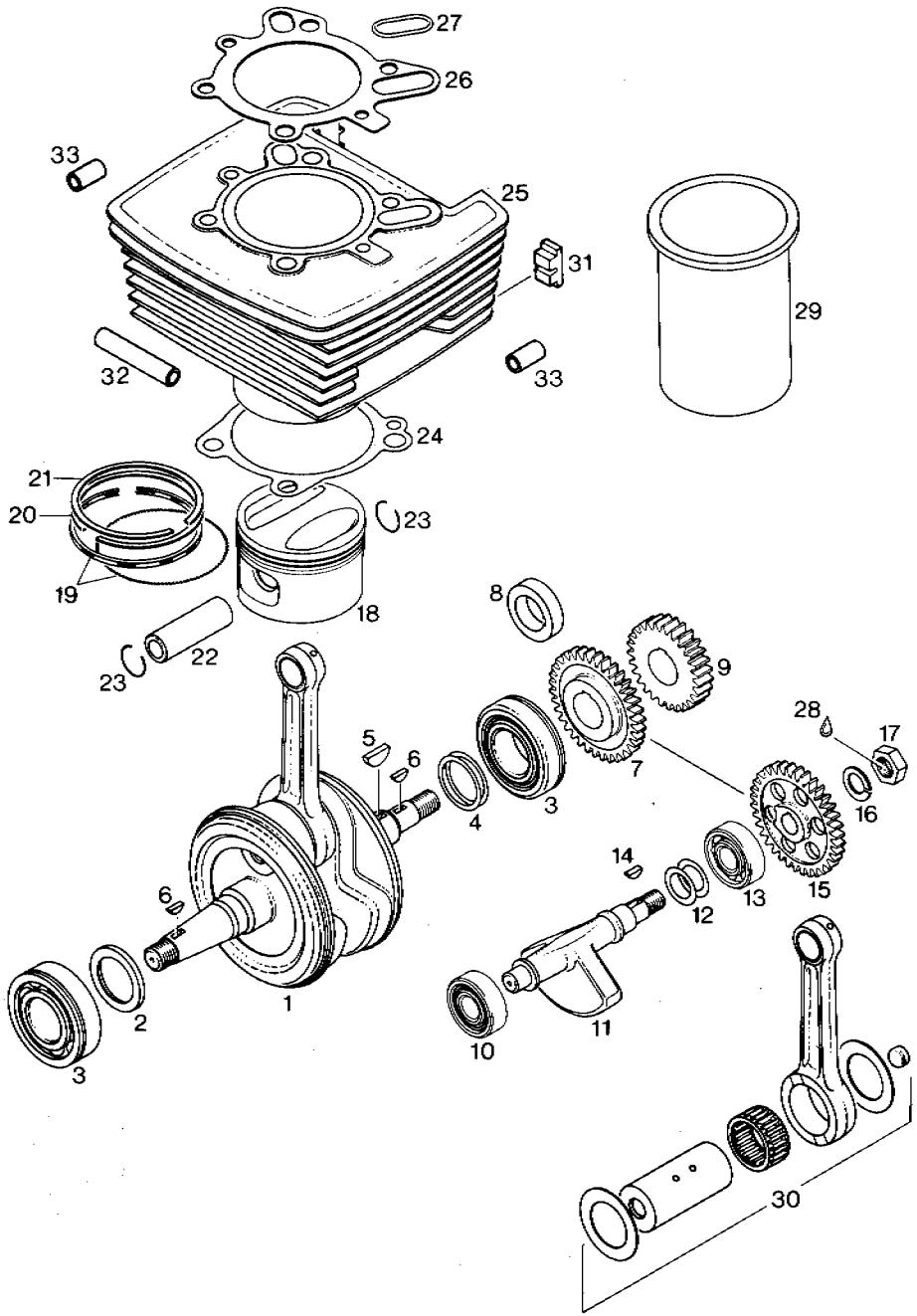

BILD NR. Ill. No. Fig. Fig.	TEILE NR. Part No. Ricambi-N. Réf.	BEZEICHNUNG Description Descrizione Dénomination	348 GS/A	506 END	506 GS/A	506 GS	560 GS/A
26	6.230.835	ZYLINDERKOPFDICHTUNG / Gasket cyl. head	1	-	-	-	-
	6.230.832	Guarnizione testa cyl. / Joint de culasse	-	1	1	1	-
	6.230.837		-	-	-	-	1
27	6.230.020	O-RING 32-2 / O-ring Anello gomma / Joint torique	1	1	1	1	1
28	6.899.786	LOCTITE 242 BLAU 6 ccm / Loctite blue Loctite blu / Loctite bleu	nB	nB	nB	nB	nB
29	6.213.650	ZYLINDERBÜCHSE ø 79,5 / Cylinder sleeve Camicia cilindro / Chemise	1	-	-	-	-
29	6.213.280	ZYLINDERBÜCHSE ø 89,0 / Cylinder sleeve Camicia cilindro / Chemise	-	1	1	1	-
29	6.213.560	ZYLINDERBÜCHSE ø 94,0 / Cylinder sleeve Camicia cilindro / Chemise	-	-	-	-	1
30	6.292.449	PLEUELLAGER-REPARATURSATZ Crankshaft repair kit Gruppo biella completo Kit de réparation de l'embiellage	1	1	1	1	1
31	6.260.680	DÄMPFERGUMMI / Silencing rubber Profilo gomma / Caoutchouc anti-fibr.	2	-	2	-	-
32	6.260.603	DÄMPFERSCHLAUCH 67 mm / Silencing tube Tubo gomma / Durite	2	-	2	-	-
33	6.260.601	DÄMPFERSCHLAUCH 22 mm / Silencing tube Tubo gomma / Durite	13	-	13	-	-

nB = nach Bedarf
as required
a richiesta
selon besoin

ZYLINDERKOPF / CYLINDER HEAD / TESTA CYLINDRO / CULASSE

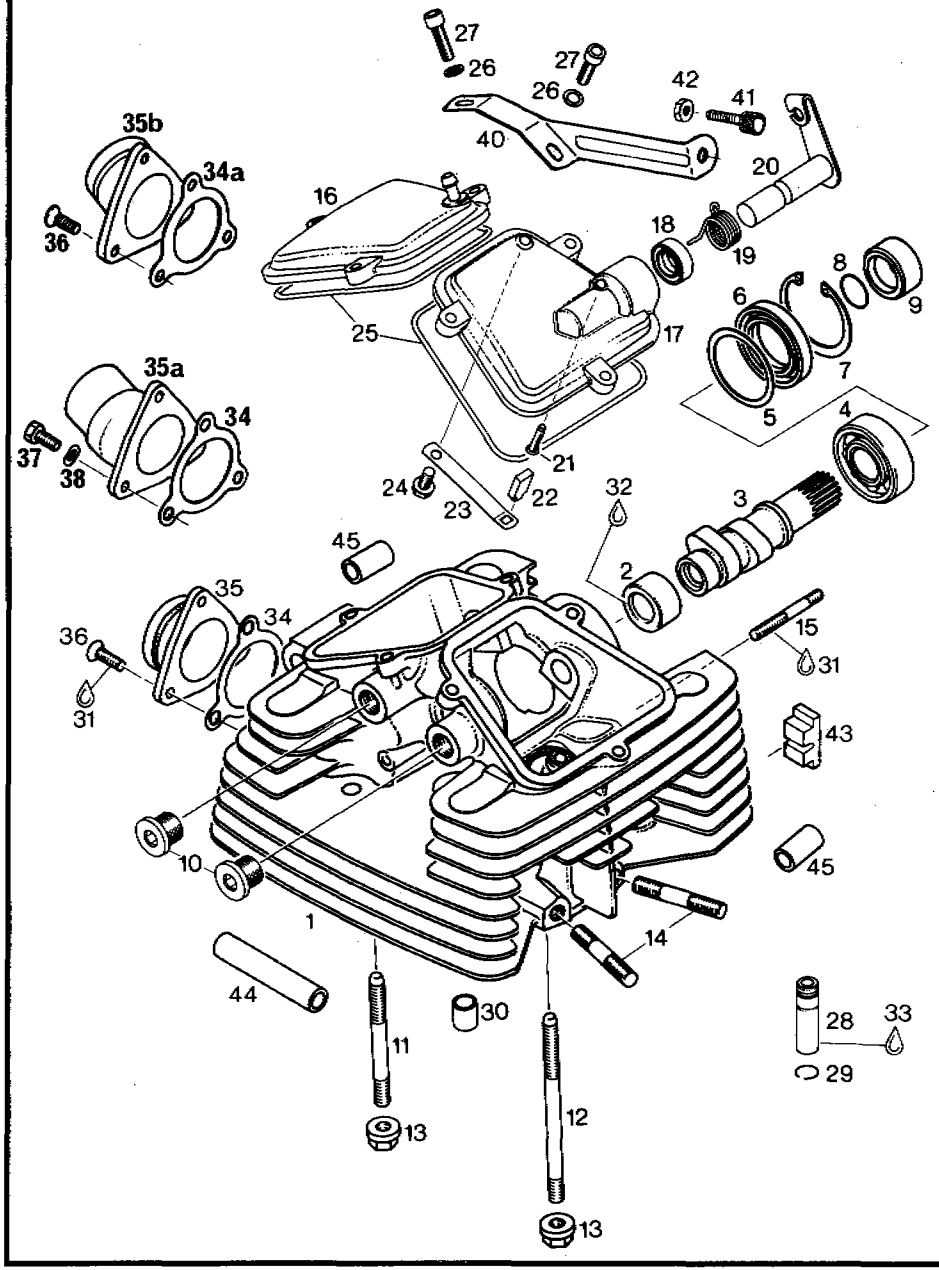

BILD NR. Ill No. Fig. Fig.	TEILE NR. Part No. Ricambi-N. Réf.	BEZEICHNUNG Description Descrizione Dénomination	348 GS/A	506 END	506 GS/A	506 GS	560 GS/A
1	6.213.635	ZYLINDERKOPF MIT TEILE 28, 29	1	-	-	-	-
	6.213.635	Cylinderhead with part 28, 29	-	1	1	1	-
	6.213.508	Testa cylindro con parte 28, 29	-	-	-	-	1
		Culasse avec piece 28, 29					
2	6.232.920	NADELBOCHSE 22x28x12 / Needle bushing	1	1	1	1	1
		Cuscinetto / Bague					
3	6.237.660	NOCKENWELLE 225 GRAD / Cam shaft	1	-	-	-	-
		Albero a camme / Arbre à cames					
3	6.237.670	NOCKENWELLE 261 GRAD / Cam shaft	-	-	1	1	-
		Albero a camme / Arbre à cames					
3	6.237.700	NOCKENWELLE 220/240 GRAD / Cam shaft	-	1	-	-	-
		Albero a camme / Arbre à cames					
3	6.237.800	NOCKENWELLE 249 GRAD / Cam shaft	-	-	-	-	1
		Albero a camme / Arbre à cames					
4	0625 062040	RILLENKUGELLAGER 6204 C3 DIN 625	1	1	1	1	1
		Ball bearing / Cuscinetto / Roulement					
5	6.927.222	AUSGLEICHSCHEIBE 38x46,8x1,0 / Shim	1	1	1	1	1
		Spessore / Rondelle de calage					
6	6.850.055	WELLENDICHTRING 30x47x7 / Oil seal	1	1	1	1	1
		Corteco / Joint SPI					
7	0472 047175	SICHERUNGSRING J 47x1,75 DIN 472	1	1	1	1	1
		Locking ring / Seeger / Circlip					
8	6.230.400	O-RING 18x1,5 / O-ring	1	1	1	1	1
		Anello O / Joint O					
9	6.247.420	DISTANZHÜLSE 20x30x13 / Distanz sleeve	1	1	1	1	1
		Spessore / Entretoise					
10	6.240.230	VERSCHLUSSSCHRAUBE M 16x1,5	2	2	2	2	2
		Plug screw / Vite tappo / Bouchon					
11	6.240.415	STIFTSCHRAUBE M 8x94 / Stud	1	1	1	1	-
		Colonetta / Goujon					
11	6.240.417	DEHNSCHRAUBE M 8x94 / Stud	-	-	-	-	1
		Colonetta / Goujon					
12	6.240.420	STIFTSCHRAUBE M 8x119 / Stud	1	1	1	1	-
		Colonette / Goujon					
12	6.240.425	DEHNSCHRAUBE M 8x119 / Stud	-	-	-	-	1
		Colonetta / Goujon					
13	0331 080003	BUNDMUTTER M8 DIN 6331 / Nut	2	2	2	2	2
		Dado / Ecrou					

ZYLINDERKOPF / CYLINDER HEAD / TESTA CYLINDRO / CULASSE

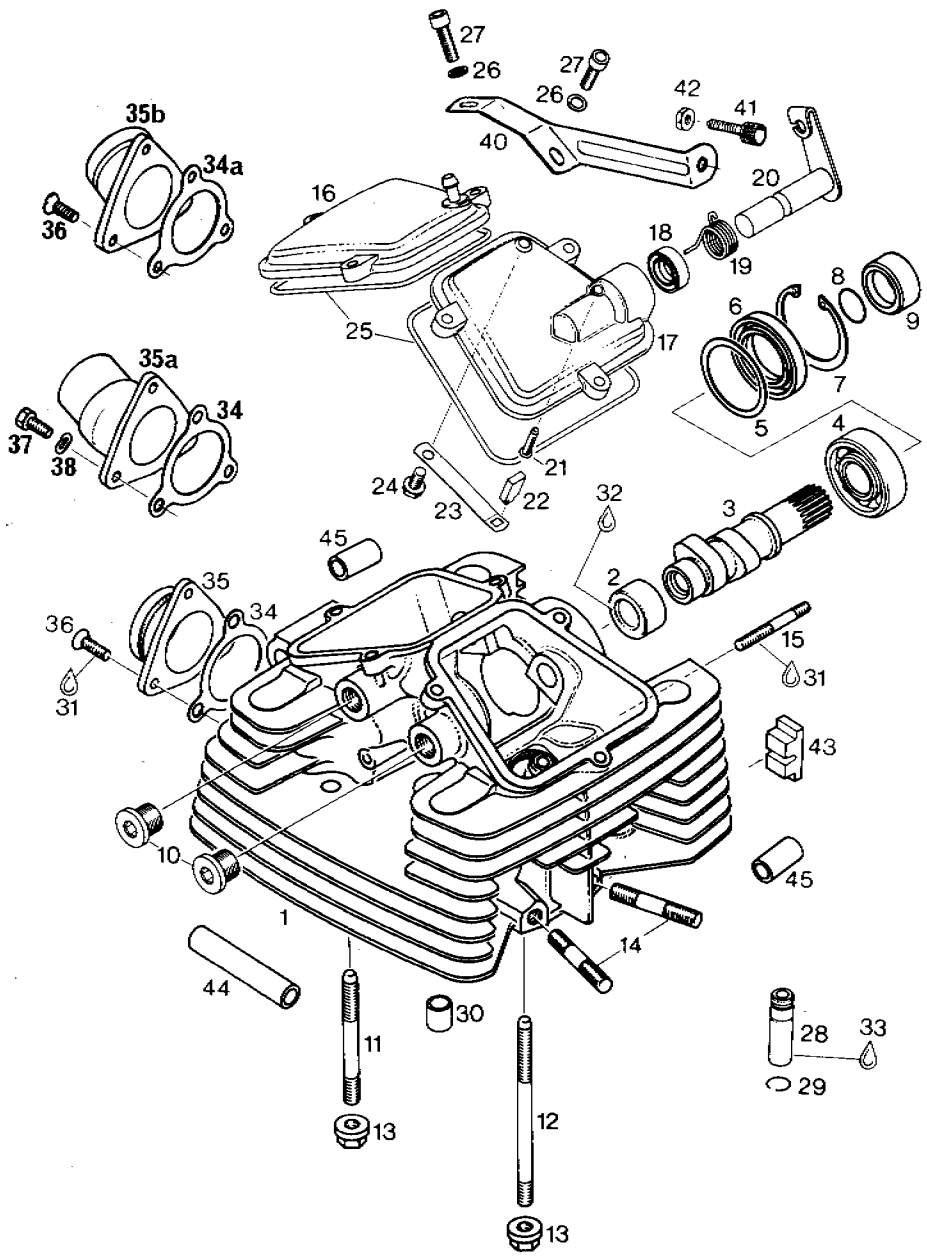

BILD NR. Ill. No. Fig. Fig.	TEILE NR. Part No. Ricambi-N. Réf.	BEZEICHNUNG Description Descrizione Dénomination	348 GS/A	506 END	506 GS/A	506 GS	560 GS/A
14	6.940.360	STIFTSCHRAUBE M 8x58 / Stud Colonnetta / Goujon	4	4	4	4	4
15	6.940.000	STIFTSCHRAUBE M 6x40 / Stud Colonnetta / Goujon	1	1	1	1	1
16	6.212.545	VENTILDECKEL - EINLASS Valve cover intake Coperchio valvole aspirazione Cache-culbuteur admission	1	1	1	1	1
17	6.212.550	VENTILDECKEL - AUSLASS, LOSE Valve cover exhaust Coperchio valvole scarico Cache-culbuteur échappement	1	1	1	1	1
18	6.230.690	WELLENDICHTRING 14x24x7 / Oil seal Corteco / Joint SPI	1	1	1	1	1
19	6.239.800	DREHFEDER / Spring Molla / Ressort	1	1	1	1	1
20	6.237.655	DEKOMPRESSORWELLE / Decompression shaft Albero decompressore / Axe du dêcompr.	1	1	1	1	1
21	6.229.170	KERBNAGEL 4x20 / Groove pin Ribadino / Doight	1	1	1	1	1
22	6.231.010	DEKOMPRESSORPLATTE / Plate decompr. Piatto de decompr. / Plaquette du dêcompr.	1	1	1	1	1
23	6.239.790	BLATTFEDER / Flat spring Molla a balestra / Lame de ressort	1	1	1	1	1
24	6.240.385	TAPTITE-SCHRAUBE M 6x12 / Taptite screw Vite Taptite / Vis Taptite	1	1	1	1	1
25	6.230.860	O-RING 107x2,5 / O-ring Anello O / Joint O	2	2	2	2	2
26	0127 060003	FEDERRING A6 DIN 127 / Lock washer Ranella / Rondelle grower	6	6	6	6	6
27	0912 060203	INNENSECHSKANTSCHRAUBE M 6x20 DIN 912 Screw / Vite / Vis	6	6	6	6	6
28	6.253.115	VENTILFOHRUNG / Valve guide Guida valvola / Guide de soupape	4	4	4	4	4
29	6.245.440	SPRENGRING 12 DIN 7993 / Circlip Anello di tenuta / Epingle	4	4	4	4	4
30	6.229.160	PASSHOLSE 13,8x15 / Dowel Spina / Bague de centrage	2	2	2	2	2
31	6.899.786	LOCTITE 242 BLAU 6 ccm / Loctite blue Loctite blu / Loctite bleu	nB	nB	nB	nB	nB

ORIGINAL ERSATZTEILE

KUPPLUNGSDECKEL, STEUERTRIEBDECKEL / CLUTCH COVER, TIMING BELT COVER
COPERCHIO FRIZIONE, COPERCHIO CINGHIA / CARTER D'EMBRAYAGE, COUVERCLE DU CARTER DE DISTRIBUTION

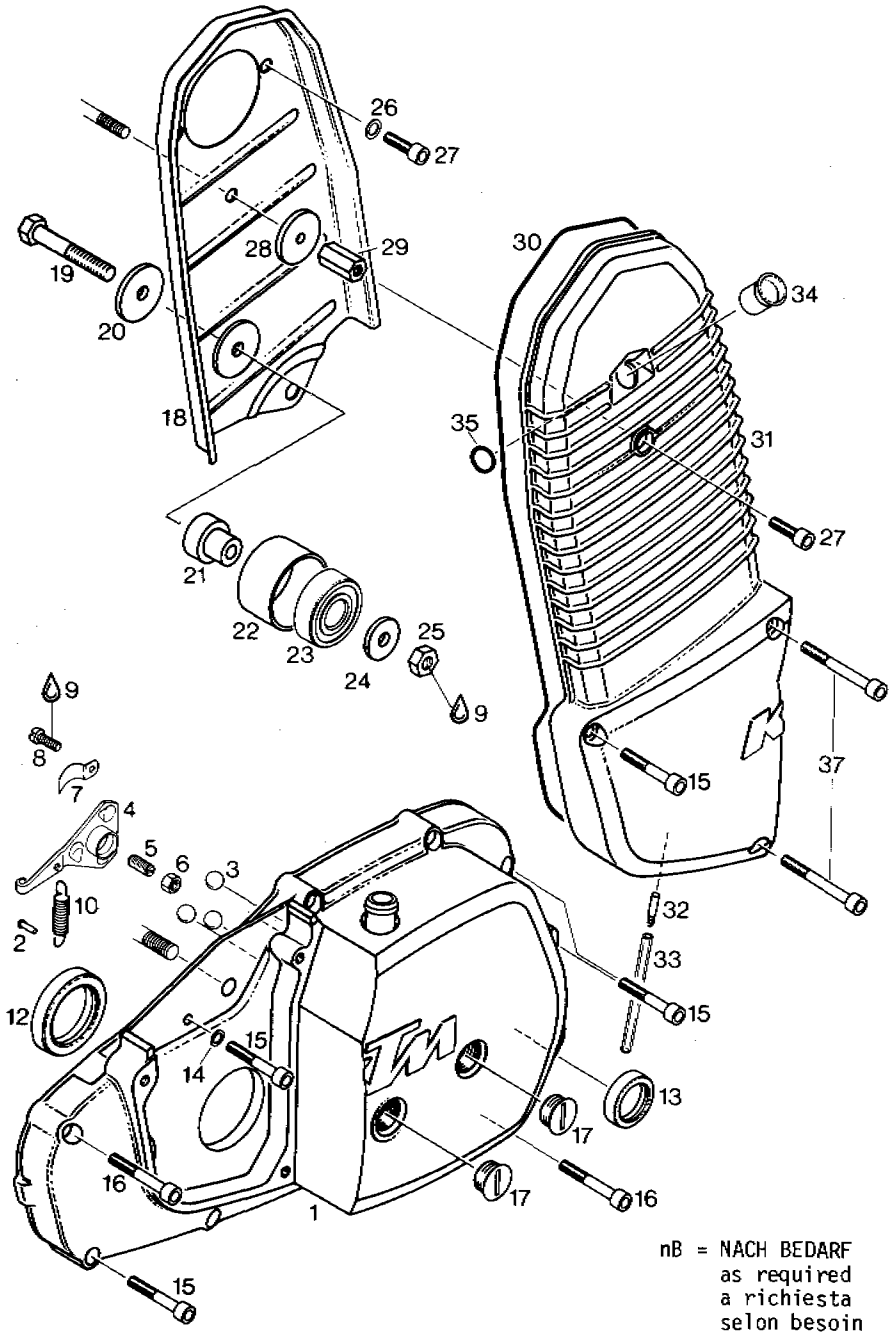

nB = NACH BEDARF
as required
a richiesta
selon besoin

BILD NR. Ill. No. Fig. Fig.	TEILE NR. Part No. Ricambi-N. Réf.	BEZEICHNUNG Description Descrizione Dénomination	348 GS/A	END 506 GS/A
1-10	6.212.708	KUPPLUNGSDECKEL KPL. / Clutch cover assy. Coperchio frizione / Carter d'embrayage cpl.	1	-
1-10	6.212.709	KUPPLUNGSDECKEL KPL. / Clitch cover assy. Coperchio frizione / Carter d'embrayage cpl.	-	1
2	6.949.030	HALBRUNDKERBNAGEL / Groove pin Ribadino / Doigt demi-rond	1	1
3	6.232.150	KUGEL ø 12 mm / Ball Sfera / Bille	3	3
4	6.259.945	AUSRÜCKTELLER / Cam, clutch release Chiocciola frizione / Plateau de commende	1	1
5	6.240.310	GEWINDESTIFT M 8x19,5 / Screw, clutch adj. Vite / Vis sans tête	1	-
5	6.241.791	GEWINDESTIFT M 8x16 / Screw, clutch adj. Vite / Vis sans tête	-	1
6	6.942.670	SECHSKANTMUTTER M8 (SW 11) / Hexagon nut Dado / Ecrou	1	1
7	6.239.900	BLATTFEDER / Spring Innesto frizione / Ressort	1	1
8	0084 050123	ZYLINDERSCHRAUBE M 5x12 DIN 84 Cylinder head screw / Vite / Vis	1	1
9	6.899.786	LOCTITE 242 BLAU 6 ccm / Loctite blue Loctite blu / Loctite bleu	nB	n
10	6.239.635	ZUGFEDER / Spring Molla / Ressort	1	1
12	6.930.715	WELLENDICHTRING 35x47x7 / Oil seal Corteco / Joint SPI	1	1
13	6.831.260	WELLENDICHTRING 22x32x7 / Oil seal Corteco / Joint SPI	1	1
14	6.830.890	DICHTRING 6,2x8,9x1 / Gasket ring Guarnizione / Joint	1	1
15	0912 060353	INNENSECHSKANTSCHRAUBE M 6x35 DIN 912 Allen head screw / Vite T.C.E. / Vis	10	1(
16	0912 060403	INNENSECHSKANTSCHRAUBE M 6x40 DIN 912 Allen head screw / Vite T.C.E. / Vis	2	2
17	6.241.800	VERSCHLUSSSCHRAUBE M 18x1,5 / Plug screw Vite tappo / Bouchon	2	2
18	6.212.525	STEUERTRIEBGEHÄUSE / Timing belt housing Carter cinghia / Carter de distribution	1	1

ORIGINAL ERSATZTEILE

KUPPLUNGSDECKEL, STEUERTRIEBDECKEL / CLUTCH COVER, TIMING BELT COVER
COPERCHIO FRIZIONE, COPERCHIO CINGHIA / CARTER D'EMBRAYAGE, COUVERCLE DU CARTER DE DISTRIBUTION

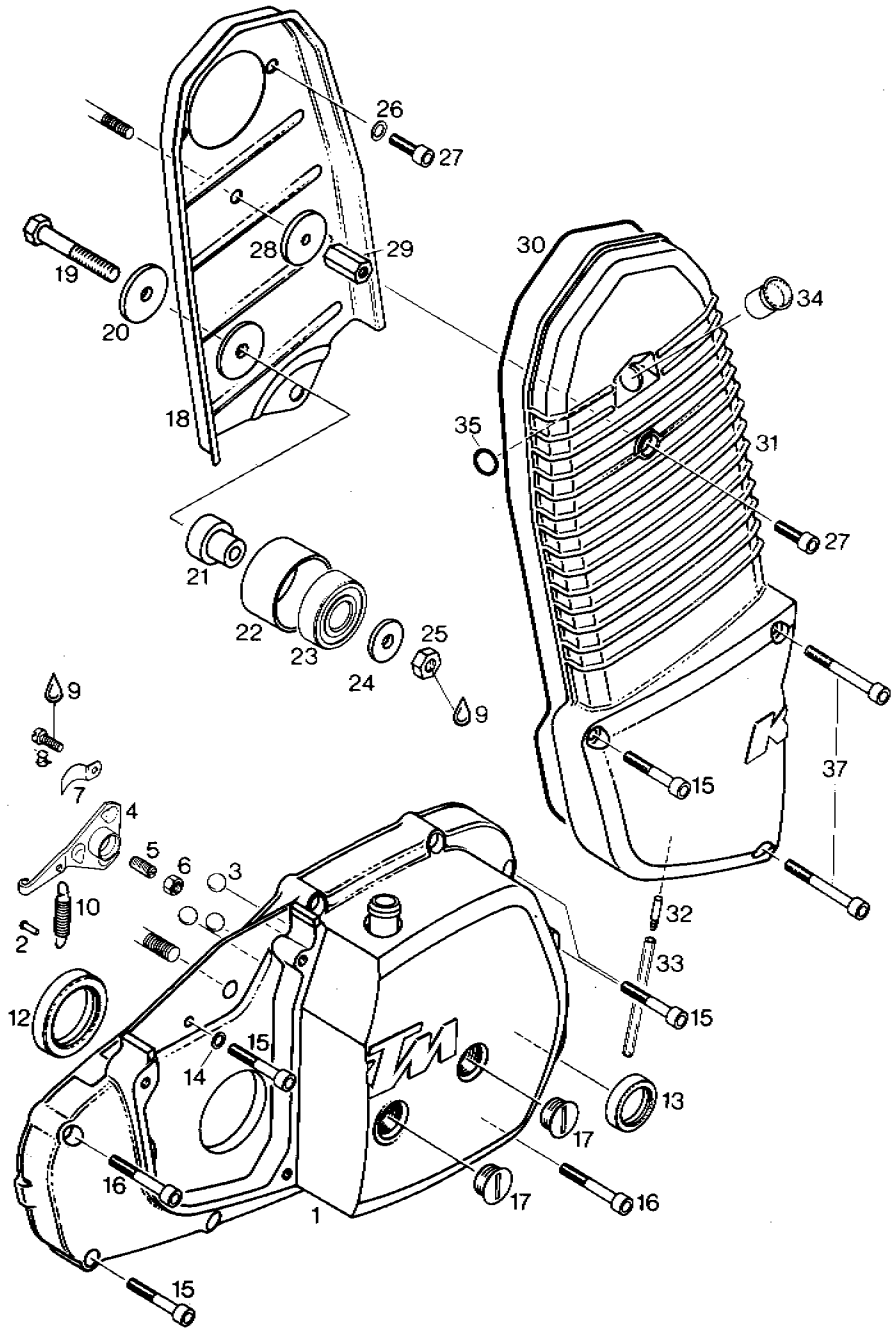

BILD NR. Ill. No. Fig. Fig.	TEILE NR. Part No. Ricambi-N. Réf.	BEZEICHNUNG Description Descrizione Dénomination	348 GS/A	506 END 506 GS/A 506 GS 560 GS/A
19	0931 080353	SECHSKANTSCHRAUBE M 8x35 DIN 931 Hexagon head screw / Vite / Vis	1	1
20	6.227.045	SCHEIBE 8,4x35x2 / Washer Rondella / Rondelle	1	1
21	6.247.490	STUFENHÜLSE / Sleeve Boccola / Entretoise à épaulement	1	1
22	6.280.030	SPANNROLLE / Guide pulley Rullo tenditore / Tendeur	1	1
23	6.932.037	RILLENKUGELLAGER 6203 2RS1/TNH/HT32 Ball bearing / Cuscinetto / Roulement	1	1
24	6.227.935	SCHEIBE 8,4x25x2 / Washer Rondella / Rondelle	1	1
25	0934 080003	SECHSKANTMUTTER M8 DIN 934 Hexagon nut / Dado / Ecrou	1	1
26	0127 060003	FEDERRING A6 DIN 127 / Lock washer Ranella / Rondelle grower	2	2
27	0912 060203	INNENSECHSKANTSCHRAUBE M 6x20 DIN 912 Allen head screw / Vite T.C.E. / Vis	3	3
28	6.227.920	SCHEIBE 6,4x30x3 / Washer Rondella / Rondelle	1	1
29	6.242.680	DISTANZMUTTER M 6x22 / Distance nut Dado distanz. / Ecrou entretoise	1	1
30	6.230.851	DICHTUNGSSCHNUR 933 mm / O-ring Anello O / Joint O	1	1
31-32	6.212.725	STEUERTRIEBDECKEL / Timing belt cover Coperchio cinghia distribuzione Couvercle du carter de distribution	1	1
32	6.224.045	ZERSTÄUBERROHR / Vent tube Raccordo / Reniflard	1	1
33	6.960.563	ÖLLEITUNG 270 mm / Vent line Tubo / Tuyau	1	1
34	6.260.550	SCHAUGLAS / Lens Tubo di livello / Regard	1	1
35	6.430.110	O-RING 10x2,7 / O-ring Anello O / Joint O	1	1
37	0912 060503	INNENSECHSKANTSCHRAUBE M 6x50 DIN 912 Allen head screw / Vite T.C.E. / Vis	2	2

KUPPLUNG, KICKSTARTER / CLUTCH, KICKSTARTER
FRIZIONE, DISPOSITIVO DI AVVIAMENTO / EMBRAYAGE, MECHANISME DE KICK

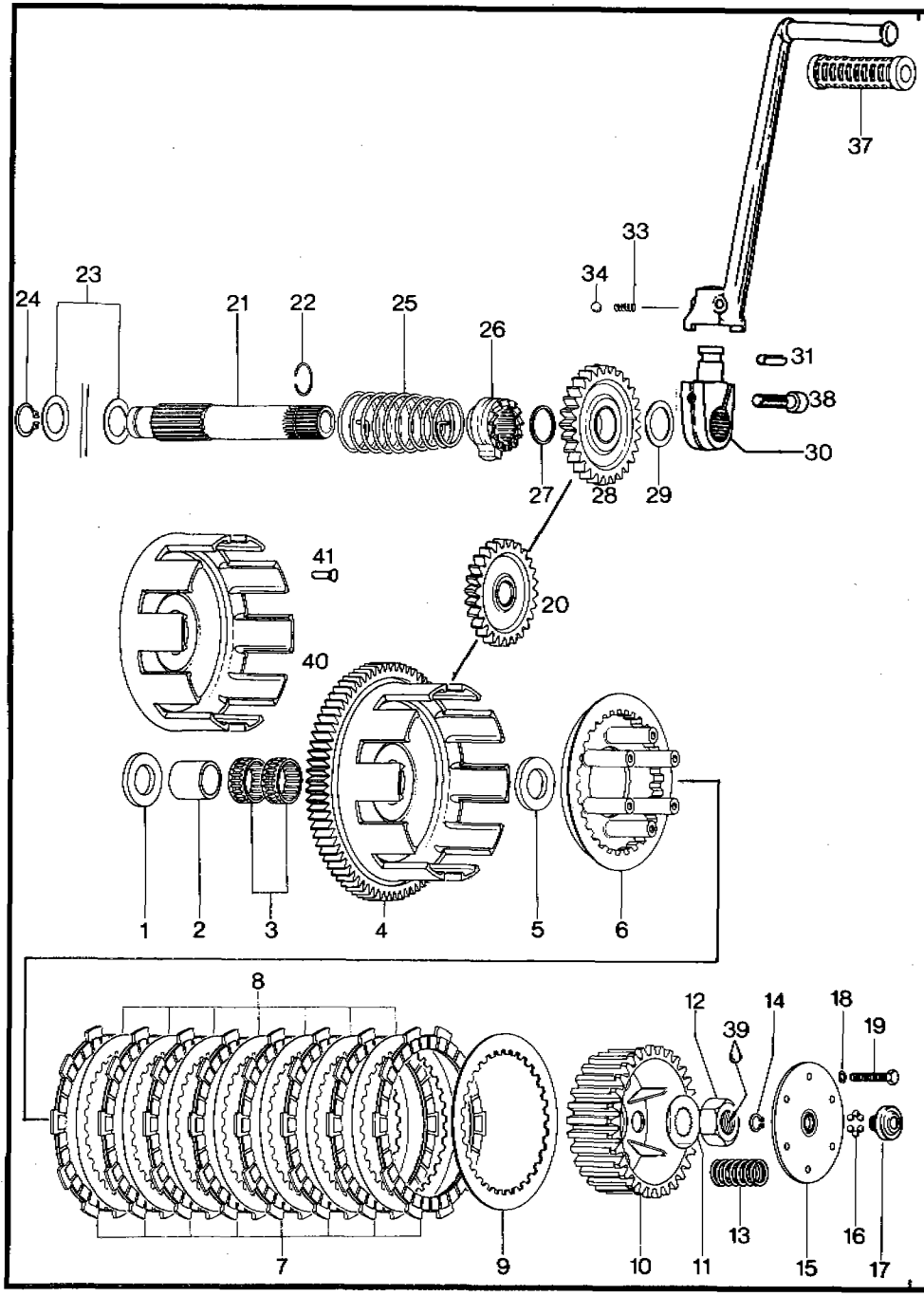

BILD NR. Ill. No. Fig. Fig.	TEILE NR. Part No. Ricambi-N. Ref.	BEZEICHNUNG Description Descrizione Dénomination	348 GS/A
1	6.227.600	ANLAUFSCHEIBE 20,2x35x3 / Thrust washer Spessore / Rondelle d'appui	1
2	6.232.700	INNENRING 25x20x20 / Inner race Boccola / Bague	1
3	520.33.097.000	NADELKÄFIG / Needle bearing Gabbia a rulli / Cage à aiguilles	2
4	6.292.820	PRIMÄRTRIEB KPL. (KUPPLUNGSKORB ø 133 mm) Drive gear with clutch drum assy. ø 133 mm Ingranaggio albero motore ø 133 mm Transmission primaire cpl. ø 133 mm	1
5	6.227.600	ANLAUFSCHEIBE 20,2x35x3 / Thrust washer Spessore / Rondelle d'appui	1
6	6.259.570	STÜTZTELLER / Plate, clutch, inner pressure Tamburello / Plateau support	1
7	6.259.567	BELAGLAMELLE ≠ 3 mm / Clutch disc, organic Disco di rivestimento / Disque d'embrayage	8
8	6.259.557	STAHLLAMELLE ≠ 1 mm / Steel disc Disco in aciaio / Disque acier	7
9	6.259.555	STÜTZLAMELLE ≠ 1,5 MM Plate, clutch, outer, pressure Disco frizione ferro / Disque non garni	1
10	6.259.775	MITNEHMER / Clutch hub Tamburello frizione / Noix d'embrayage	1
11	6.245.320	SICHERUNGSBLECH / Washer Rondella / Rondelle frein	1
12	6.242.605	SECHSKANTMUTTER M 18x1,5 / Hex. nut Dado frizione / Ecrou	1
13	6.239.625	KUPPLUNGSFEDER 2,3x34 / Spring, clutch Molla frizione / Ressort d'embrayage	6
14-17	6.259.596	DRUCKPLATTE KPL. / Plate Piattello cpl. / Plateau de pression cpl.	1
14	0471 100010	SICHERUNGSRING 10x1 DIN 471 / Snapring Seger piattello frizione / Circlip	1
15	6.259.590	DRUCKPLATTE / Plate, clutch spring retaining Piattello / Plateau de pression	1
16	6.932.990	KUGEL 5/32" (4 MM) / Ball Sfera / Bille	12

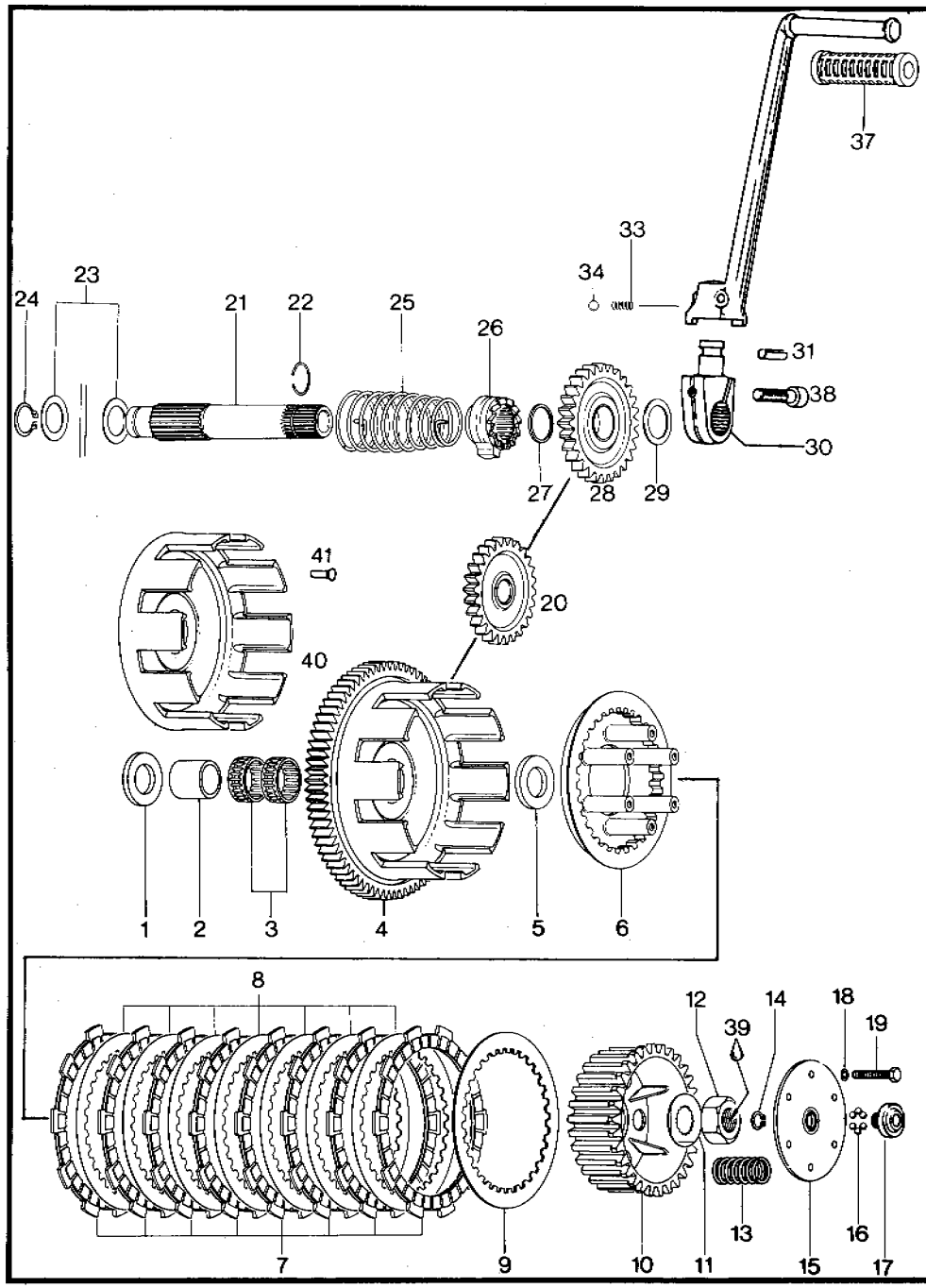

BILD NR. Ill. No. Fig. Fig.	TEILE NR. Part No. Ricambi-N. Réf.	BEZEICHNUNG Description Descrizione Dénomination	348 GS/A
17	6.259.705	DRUCKPILZ / Hub, clutch spring retaining Piattello / Butée	1
18	0127 050003	FEDERRING A5 DIN 127 / Lock washer Ranella / Rondelle grower	6
19	0933 050253	SECHSKANTSCHRAUBE M 5x25 DIN 933 Hex. head screw / Vite / Boulon	6
20	6.235.765	ZWISCHENRAD KPL. / Gear, kick start idler Ingranaggio messa in moto / Pignon interm. cpl.	1
21	6.237.621	STARTERWELLE / Kick start shaft Albero messa in moto / Arbre de kick	1
22	6.245.350	DRAHTSPRENGRING 19,5 / Circlip Anello di sicurezza / Epingle	1
23	6.944.468	ANLAUFSCHEIBE 20,5x30x1 / Thrust washer Rondella / Rondelle d'appui	2
24	6.945.660	SICHERUNGSRING 20x1,2 / Snapring Seger / Circlip	1
25	6.239.760	KICKSTARTERFEDER / Spring Molla / Ressort de kick	1
26	6.228.202	SPERRAD / Ratchet gear Innesto messa in moto / Cliquet	1
27	6.227.880	ANLAUFSCHEIBE 22,2x25,5x1 / Thrust washer Rondella / Rondelle d'appui	1
28	6.235.757	STARTERRAD KPL. / Gear Ingranaggio messa in moto / Pignon de kick	1
29	6.927.475	ANLAUFSCHEIBE 22,5x30x0,5 / Thrust washer Rondella / Rondelle d'appui	1
30-37	6.248.060	KICKSTARTERHEBEL KPL. / Lever assy. Pedale messa in moto / Kick cpl.	1
30	6.248.955	KICKSTARTERNABE / Hub Parte inferiore / Pièce de fixation du kick	1
31	0481 060200	SPANNSTIFT 6x20 DIN 1481 / Pin Perno / Goupille	1
33	6.239.537	DRUCKFEDER / Spring Molla messa in moto / Ressort	1
34	120.09.112.000	KUGEL 7/32" (5,55 mm) / Ball Sfera / Bille	1

KUPPLUNG, KICKSTARTER / CLUTCH, KICKSTARTER
FRIZIONE, DISPOSITIVO DI AVVIAMENTO / EMBRAYAGE, MECHANISME DE KICK

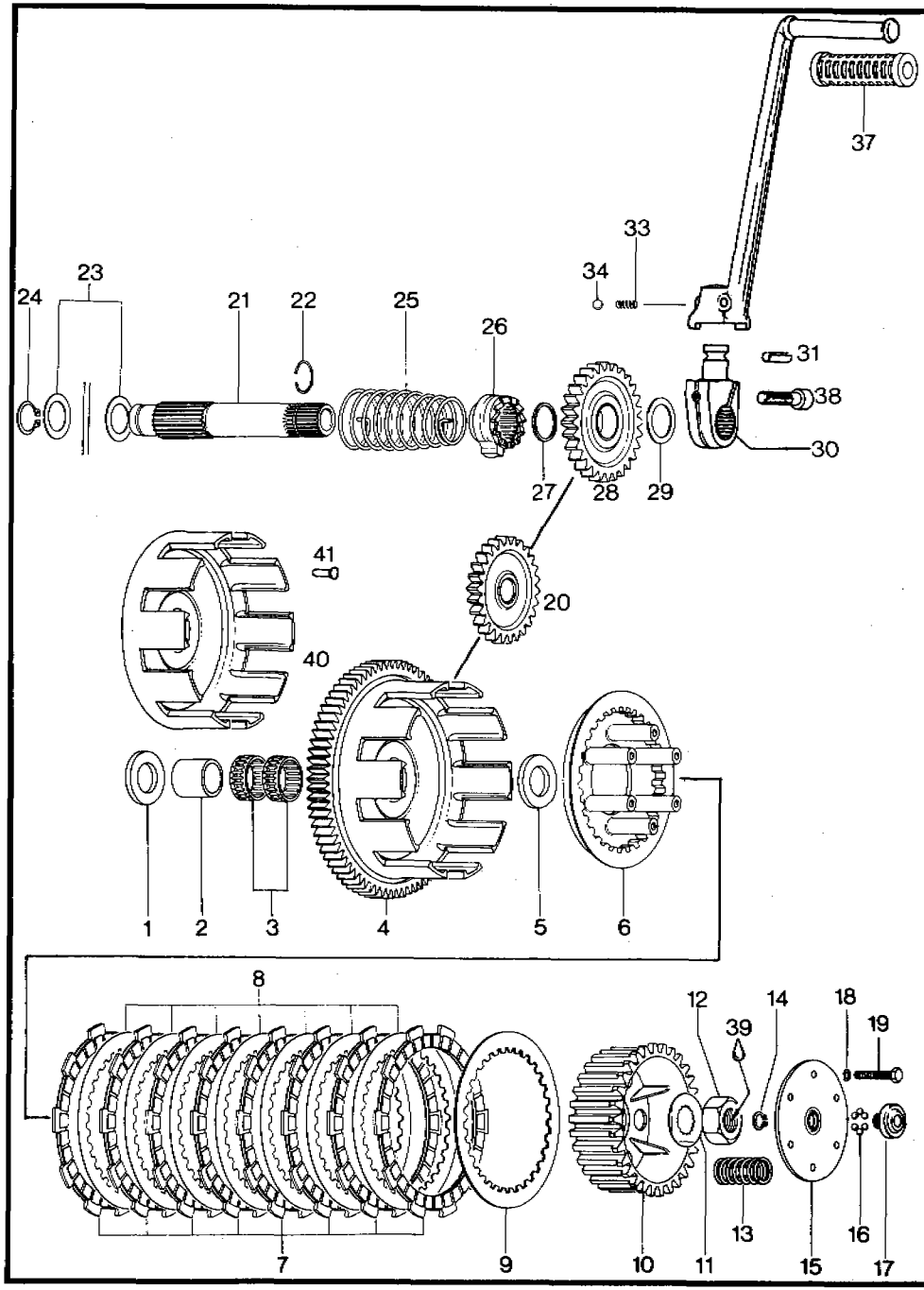

BILD NR. Ill No. Fig. Fig.	TEILE NR. Part No. Ricambi-No. Réf.	BEZEICHNUNG Description Descrizione Dénomination	348 GS/A
37	6.260.210	MUFFE / Rubber sleeve, kick start Gommino pedale messa in moto / Caoutchouc de la pédale du kick	1
38	0912 080303	INNENSECHSKANTSCHRAUBE M 8x30 DIN 912 Allen head screw / Vite T.C.E. / Vis	1
39	6.899.786	LOCTITE 242 BLAU 6 CCM / Loctite blue Loctite blu / Loctite bleu	nB
40	6.259.782	KUPPLUNGSKORB LOSE ø 133 mm / Clutch drum loose Campana frizione solo / Couronne d'embrayage	1
41	6.243.340	SENKNIET 5x12 / Counter-sunk rivet Rivetta / Rivet	8

nB = NACH BEDARF
as required
a richiesta
selon besoin

KUPPLUNG, KICKSTARTER / CLUTCH, KICKSTARTER
FRIZIONE, DISPOSITIVO DI AVVIAMENTO / EMBRAYAGE, MECHANISME DE KICK

506 END 506 GS
506 GS/A 560 GS/A

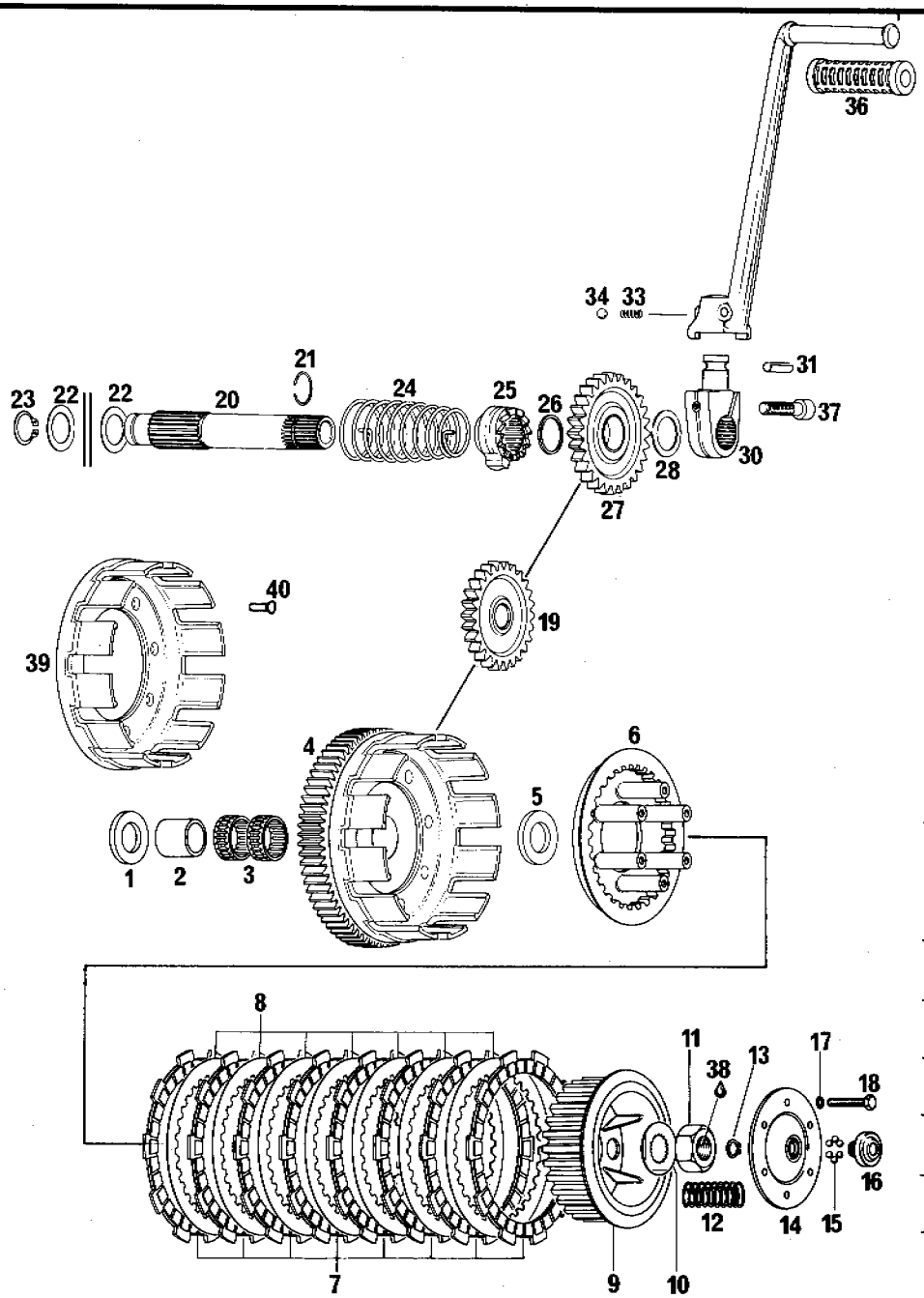

BILD NR. Ill. No. Fig. Fig.	TEILE NR. Part No. Ricambi-N. Réf.	BEZEICHNUNG Description Descrizione Dénomination	506 END 506 GS/A 506 GS	560 GS/A
1	6.227.600	ANLAUFSCHEIBE 20,2x35x3 / Thrust washer Spessore / Rondelle d'appui	1	1
2	6.232.700	INNENRING 25x20x20 / Inner race Boccola / Bague	1	1
3	520.33.097.000	NADELKÄFIG / Needle bearing Gabbia a rulli / Cage à aiguilles	2	2
4	6.292.825	PRIMÄRTRIEB KPL. (KUPPLUNGSKORB ø 144 mm) Drive gear with clutch drum assy. ø 144 mm Ingranaggio albero motore ø 144 mm Transmission primaire cpl. ø 144 mm	1	1
5	6.227.600	ANLAUFSCHEIBE 20,2x35x3 / Thrust washer Spessore / Rondelle d'appui	1	1
6	6.259.880	STÜTZTELLER / Plate, clutch, inner pressure Tamburello / Plateau support	1	1
7	6.259.900	BELAGLAMELLE ≠ 2,5 mm / Clutch disc Disco frizione / Disque d'embrayage	8	8
8	6.259.915	STAHLLAMELLE ≠ 1,5 mm / Steel disc Disco in acciaio / Disque acier	7	7
9	6.259.870	MITNEHMER / Clutch hub Tamburello frizione / Noix d'embrayage	1	1
10	6.245.320	SICHERUNGSBLECH / Washer Rondella piatta / Rondelle	1	1
11	6.242.605	SECHSKANTMUTTER M 18x1,5 / Hexagon nut Dado / Ecrou	1	1
12	6.239.625	KUPPLUNGSFEDER 2,3x34 / Clutch spring Molla frizione / Ressort d'embrayage	6	-
12	6.239.740	KUPPLUNGSFEDER 2,4x39 / Clutch spring Molla frizione / Ressort d'embrayage	-	6
13-16	6.259.895	DRUCKPLATTE KPL. / Plate cpl. Piatello cpl. / Plateau de pression cpl.	1	1
13	0471 100010	SICHERUNGSRING 10x1 / Snapring Seeger / Circlip	1	1
14	6.259.890	DRUCKPLATTE / Plate Piatello / Plateau de pression	1	1
15	6.932.990	KUGEL 5/32" (4 mm) / Ball Sfera / Bille	12	12
16	6.259.705	DRUCKPILZ / Hub Piatello / Butée	1	1
17	0127 050003	FEDERRING A5 DIN 127 / Lock washer Ranella / Rondelle grower	6	6

KUPPLUNG, KICKSTARTER / CLUTCH, KICKSTARTER
FRIZIONE, DISPOSITIVO DI AVVIAMENTO / EMBRAYAGE, MECHANISME DE KICK

506 END 506 GS
506 GS/A 560 GS/A

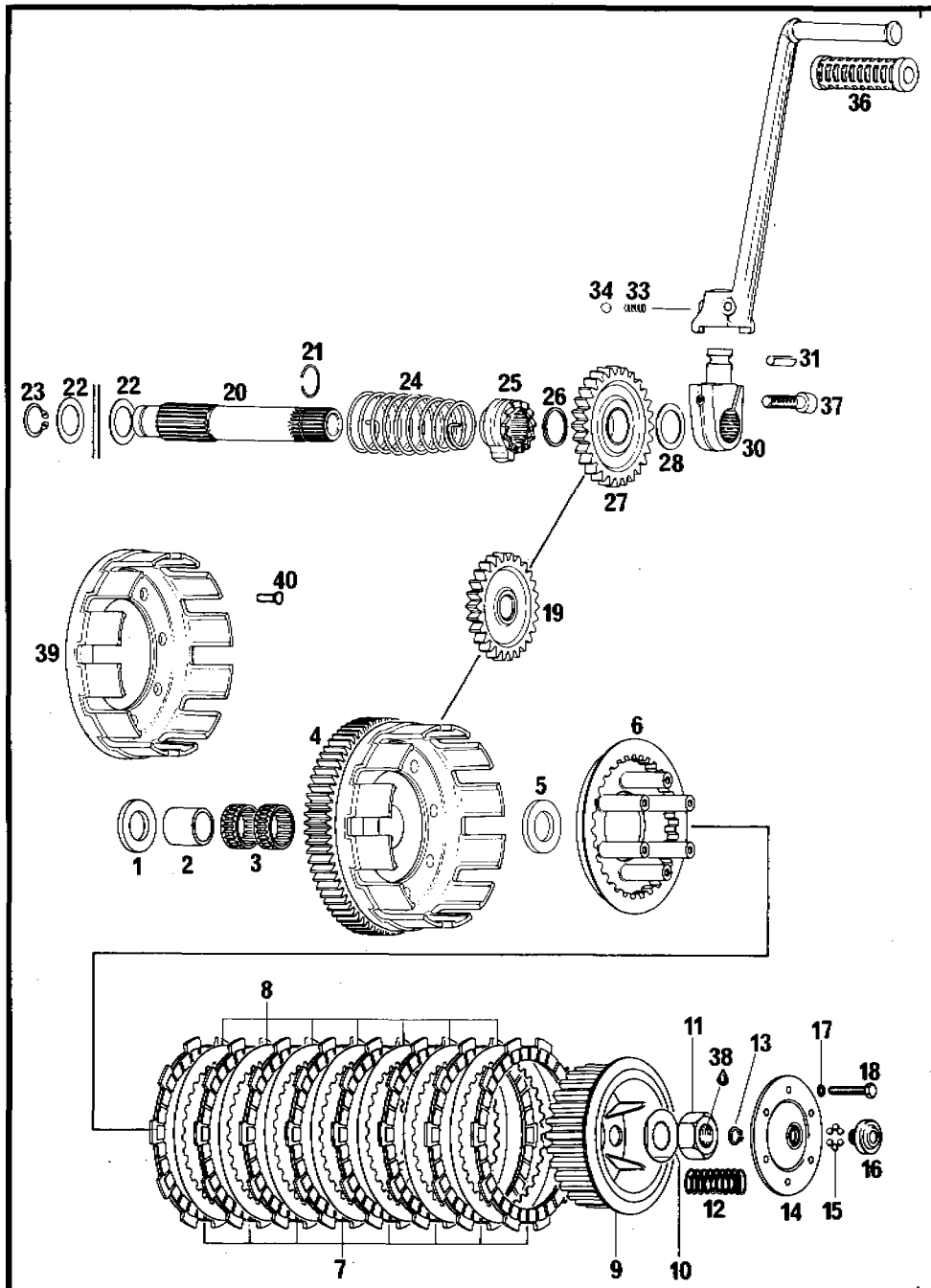

BILD NR. Ill. No. Fig. Fig.	TEILE NR. Part No. Ricambi-N. Réf.	BEZEICHNUNG Description Descrizione Dénomination	506 END 506 GS/A 506 GS	560 GS/A
18	0933 050253	SECHSKANTSCHRAUBE M 5x25 DIN 933 Hexagon head screw / Vite / Vis	6	6
19	6.235.765	ZWISCHENRAD / Gear, kick start idler Ingranaggio messa in moto / Pignon interm. cpl.	1	1
20	6.237.621	STARTERWELLE / Kick start shaft Albero messa in moto / Arbre de kick	1	1
21	6.245.350	DRAHTSPRENGRING 19,5 / Circlip Anello di sicurezza / Epingle	1	1
22	6.944.468	ANLAUFSCHEIBE 20,5x30x1 / Thrust washer Rondella / Rondelle d'appui	2	2
23	6.945.660	SICHERUNGSRING 20x1,2 / Snapring Seeger / Circlip	1	1
24	6.239.760	KICKSTARTERFEDER / Spring Molla / Ressort de kick	1	1
25	6.228.202	SPERRAD / Ratchet gear Innesto messa in moto / Cliquet	1	1
26	6.227.880	ANLAUFSCHEIBE 22,2x25,5x1 / Thrust washer Rondella / Rondelle d'appui	1	1
27	6.235.757	STARTERRAD / Kickstarter gear Ingranaggio messa in moto / Pignon de kick	1	1
28	6.927.475	ANLAUFSCHEIBE 22,5x30x0,5 / Thrust washer Rondella / Rondelle d'appui	1	1
30-37	6.248.060	KICKSTARTERHEBEL KPL. / Lever assy. Pedale messa in moto / Kick cpl.	1	1
30	6.248.955	KICKSTARTERNABE / Hub Parte inferiore / Pièce de fixation du kick	1	1
31	0481 060200	SPANNSTIFT 6x20 DIN 1481 / Pin Perno / Goupille	1	1
33	6.239.537	DRUCKFEDER / Spring Molla messa in moto / Ressort	1	1
34	120.09.112.000	KUGEL 7/32" (5,55 mm) / Ball Sfera / Bille	1	1
36	6.260.210	MUFFE / Rubber sleeve Gommino pedale messa in moto Caoutchouc de la pédale du kick	1	1

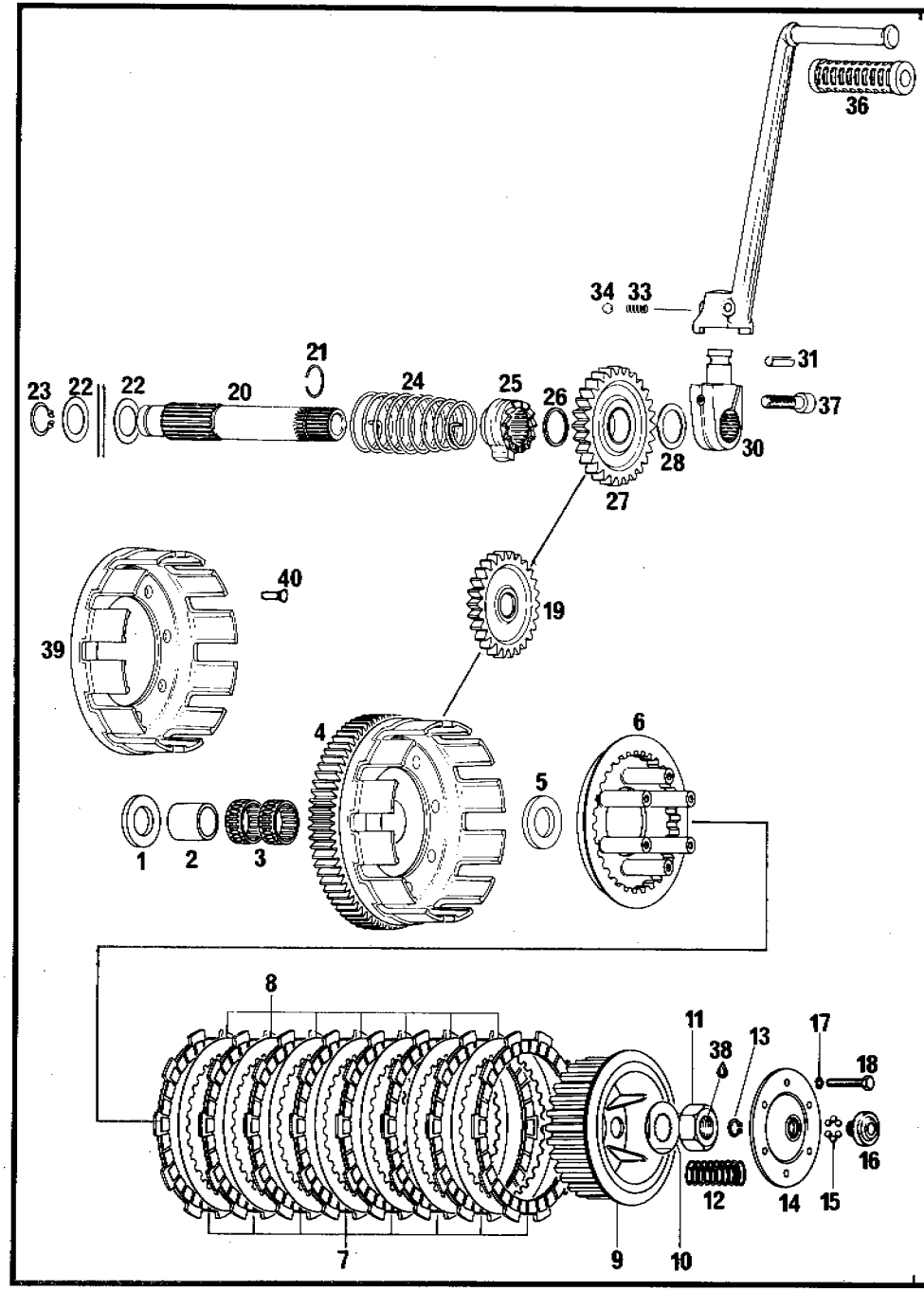

BILD NR. Ill. No. Fig. Fig.	TEILE NR. Part No. Ricambi-N. Réf.	BEZEICHNUNG Description Descrizione Dénomination	506 END 506 GS/A 506 GS	560 GS/A
37	0912 080303	INNENSECHSKANTSCHRAUBE M 8x30 DIN 912 Allen head screw / Vite / Vis	1	1
38	6.899.786	LOCTITE 242 BLAU 6 ccm / Loctite blue Loctite blu / Loctite bleu	nB	nB
39	6.259.851	KUPPLUNGSKORB LOSE ø 144 mm / Clutch drum Campana frizione solo / Couronne d'embrayage	1	1
40	6.243.040	SENKNIET 5x12 / Counter-sunk rivet Rivetta / Rivet	8	8

nB = NACH BEDARF
as required
a richiesta
selon besoin

GETRIEBE, SCHALTUNG / TRANSMISSION, SHIFTING MECHANISM
TRANSMISSIONE, CAMBIAMENTO DI MARCIA / TRANSMISSION, MECHANISME DE SELECTION

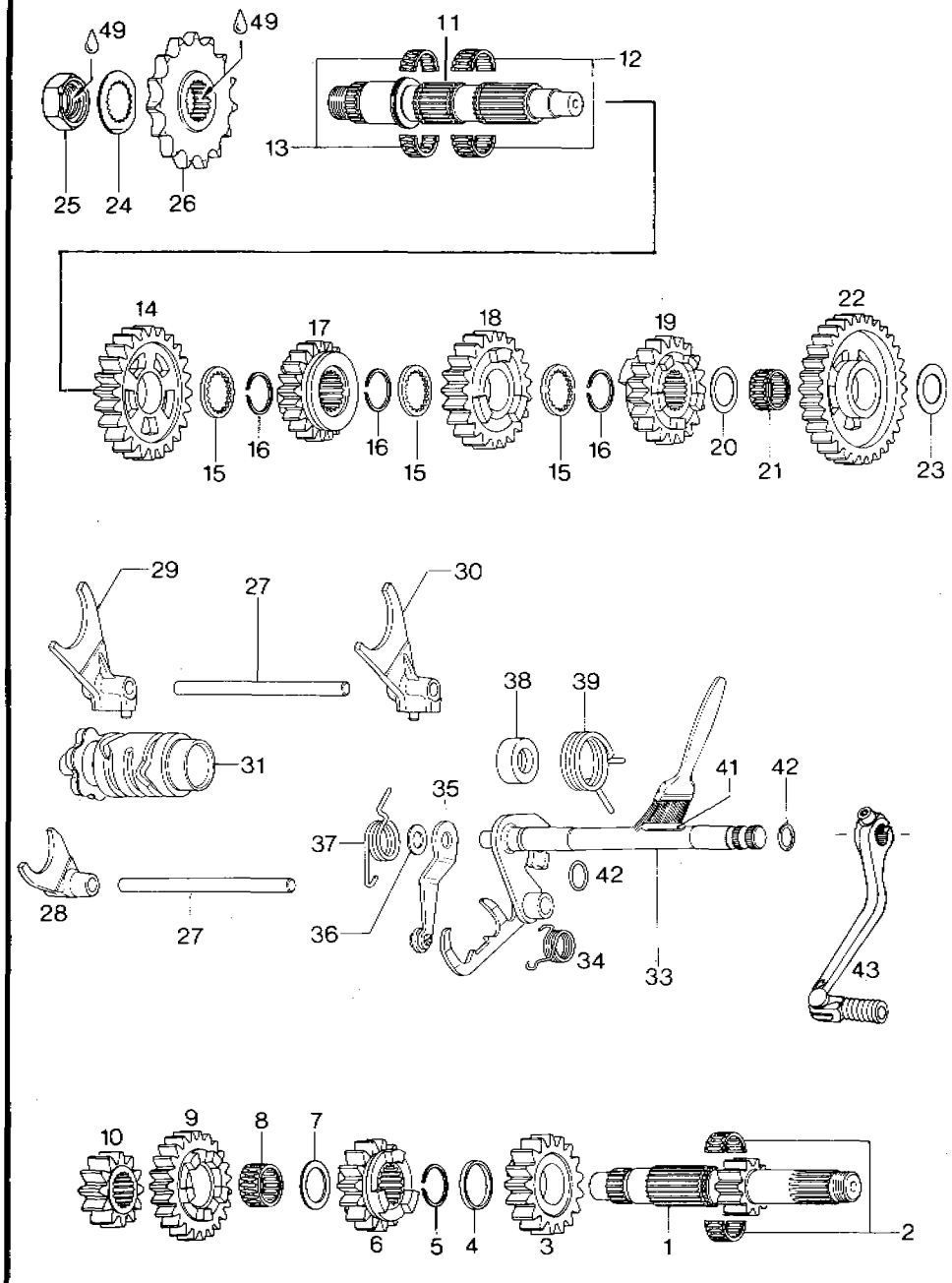

BILD NR. Ill. No. Fig. Fig.	TEILE NR. Part No. Ricambi-N. Réf.	BEZEICHNUNG Description Descrizione Dénomination	348 GS/A
1	6.237.565	VORGELEGEWELLE 11Z / Clutch shaft Albero primaro / Arbre primaire	1
2	6.232.795	NADELKÄFIG 20x24x12 (2-teilig) / Needle bearing Guscio a rulli / Cage à aiguilles	1
3	6.235.620	4.GANG LOSRAD 17Z / Gear 4th Ingranaggio 4° / Pignon fou de 4ème	1
4	6.227.475	ANLAUFSCHEIBE 24,2x27,5x2,3 / Thrust washer Spessore / Rondelle d'appui	1
5	6.245.340	SPRENGRING 24 / Snapring Seger / Epingle	1
6	6.235.602	3.GANG SCHALTRAD 15Z / Gear 3rd Ingranaggio 3° / Pignon baladeur de 3ème	1
7	6.227.445	ANLAUFSCHEIBE 21,2x27,5x1 / Thrust washer Spessore / Rondelle d'appui	1
8	6.232.805	NADELKÄFIG 21x25x13 / Needle bearing Gabbia a rulli / Cage à aiguilles	1
9	6.235.665	5.GANG LOSRAD 23Z / Gear 5th Ingranaggio 5° / Pignon fou de 5ème	1
10	6.235.641	2.GANG FESTRAD 12Z / Gear 2nd Ingranaggio 2° / Pignon de 2ème toujours en prise	1
11	6.237.536	HAUPTWELLE / Main shaft Albero secondario / Arbre secondaire	1
12	520.33.099.000	NADELKÄFIG 21x25x13 (2-teilig) / Needle bearing Guscio a rulli / Cage à aiguilles	1
13	6.232.740	NADELKÄFIG 21x25x10 (2-teilig) / Needle bearing Cuscio a rulli / Cage à aiguilles	1
14	6.235.653	2.GANG LOSRAD 24Z / Gear 2nd Ingranaggio 2° / Pignon fou de 2ème	1
15	6.227.465	ANLAUFSCHEIBE 22x30x2,6 / Thrust washer Rondella / Rondelle d'appui	3
16	6.245.340	SPRENGRING 24 / Snapring Seger / Epingle	3
17	6.235.113	5.GANG SCHALTRAD 21Z / Gear 5th Ingranaggio 5° / Pignon baladeur de 5ème	1
18	6.235.610	3.GANG LOSRAD 21Z / Gear 3rd Ingranaggio 3° / Pignon fou de 3ème	1
19	6.235.633	4.GANG SCHALTRAD 19Z / Gear 4th Ingranaggio 4° / Pignon baladeur de 4ème	1
20	6.944.468	ANLAUFSCHEIBE 20,5x30x1 / Thrust washer Spessore / Rondelle d'appui	1

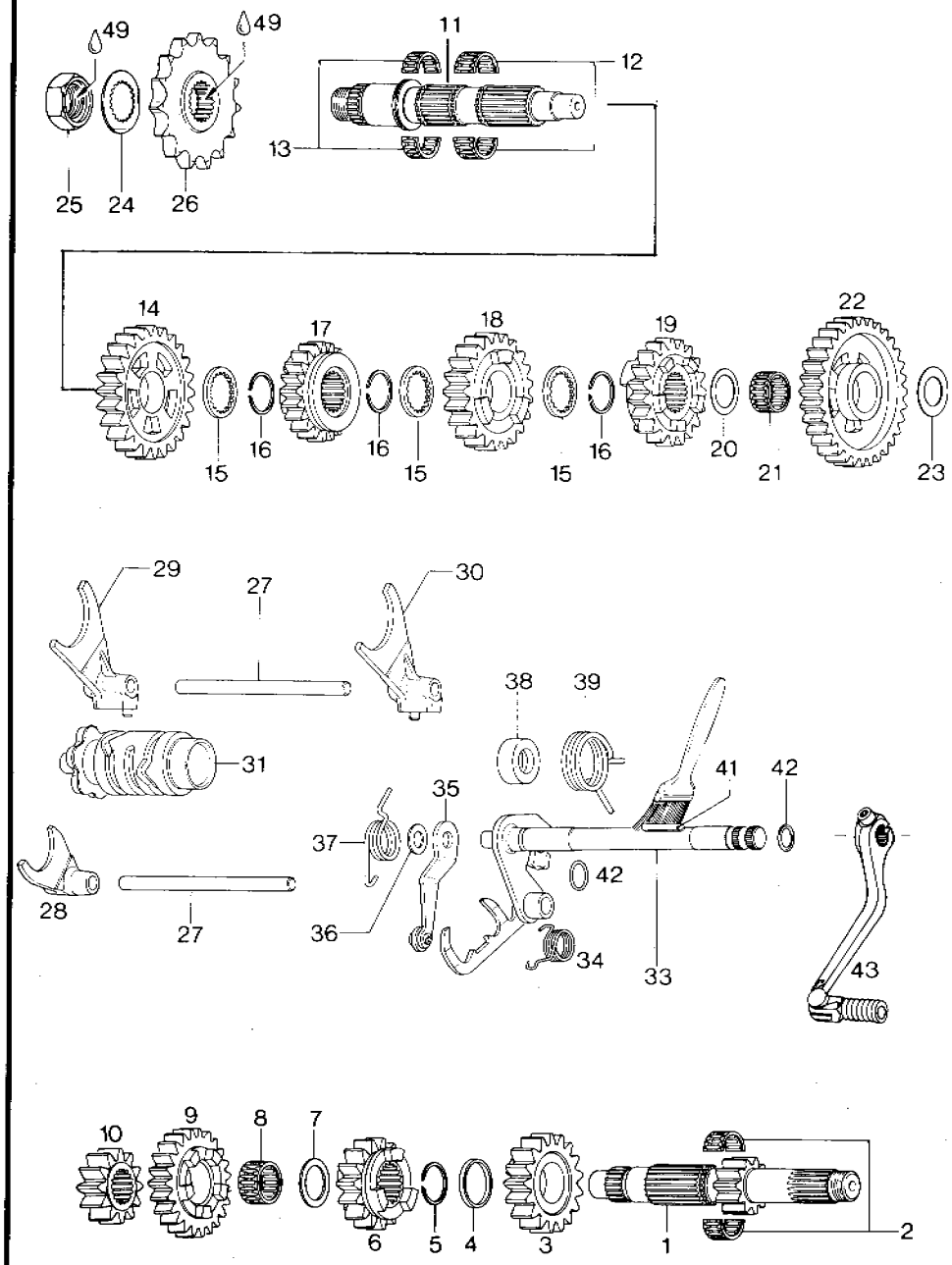

BILD NR. Ill. No. Fig. Fig.	TEILE NR. Part No. Ricambi-N. Réf.	BEZEICHNUNG Description Descrizione Dénomination	348 GS/A
21	6.232.790	NADELKÄFIG 20x24x12 / Needle bearing Gabbia a rulli / Cage à aiguilles	1
22	6.235.523	1.GANG LOSRAD 32Z / Gear 1st Ingranaggio 1° / Pignon fou de 1ère	1
23	6.227.430	ANLAUFSCHEIBE 17,2x30x1 / Thrust washer Spessore / Rondelle d'appui	1
24	6.245.390	SICHERUNGSBLECH / Washer Rondella / Rondelle frein	1
25	510.33.032.000	SECHSKANTMUTTER M 20x1,5 / Hexagon nut Dado / Ecrou	1
26	6.236.020	KETTENRAD / Sprocket 14Z	nB
	6.236.021	Pignone / Pignon 15Z	nB
	6.236.022	16Z	nB
	6.236.023	17Z	nB
	6.236.024	18Z	nB
	6.236.026	20Z	1
27	6.258.780	SCHALTSTANGE 8x110 / Pin shift fork guide Aste bandieretta / Coulisse	2
28	6.258.775	SCHALTGABEL 4./5.GANG / Fork Bandieretta cambio / Fourchette	1
29	6.258.765	SCHALTGABEL 2.GANG / Fork Bandieretta cambio / Fourchette	1
30	6.258.755	SCHALTGABEL 1./3.GANG / Fork Bandieretta cambio / Fourchette	1
31	6.258.797	SCHALTWALZE KPL. / Shift drum assy. Desmodromico / Guide-fourchettes complet	1
33	6.237.636	SCHALTWELLE KPL. / Shift shaft assy. Albero cambio / Arbre de sélection	1
34	6.239.830	KLINKENFEDER / Spring, pawl Molla / Ressort	1
35	6.248.925	INDEXHEBEL KPL. / Lever, index Leva indice / Levier complet	1
36	6.827.590	ANLAUFSCHEIBE 10,1x17x1 / Thrust washer Rondella / Rondelle d'appui	1
37	6.239.820	INDEXFEDER / Spring index Molla indice / Ressort de rappel	1
38	6.247.410	DISTANZHÜLSE 14x27,5x10 / Distanz sleeve Distanziale / Entretoise	1
39	6.239.640	HAARNADELFEDER / Spring Molla / Ressort	1

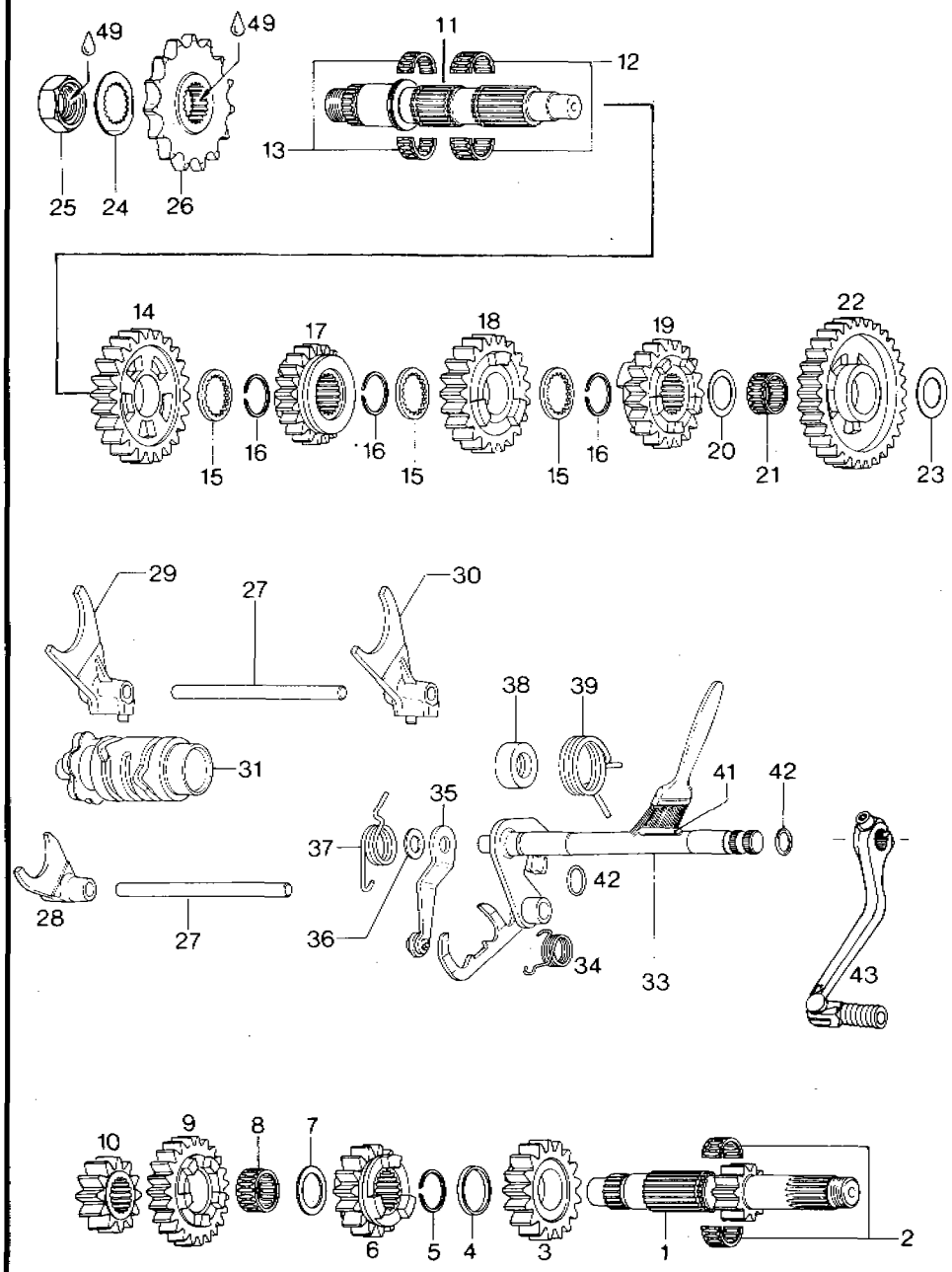

BILD NR. Ill. No. Fig. Fig.	TEILE NR. Part No. Ricambi-N. Ref.	BEZEICHNUNG Description Descrizione Dénomination	348 GS/A
41		BP ENERGREASE LS 3	nB
42	6.430.110	O-RING 10x2,7 / O-ring Anello gomma / Joint torique	2
43	543.34.031.100	SCHALTHEBEL KPL. / Shift lever assy. Leva cambio cpl. / Sélecteur cpl.	1
49	6.899.786	LOCTITE 242 blau 6 ccm / Loctite blue Loctite blu / Loctite bleu	nB

nB = NACH BEDARF
as required
a richiesta
selon besoin

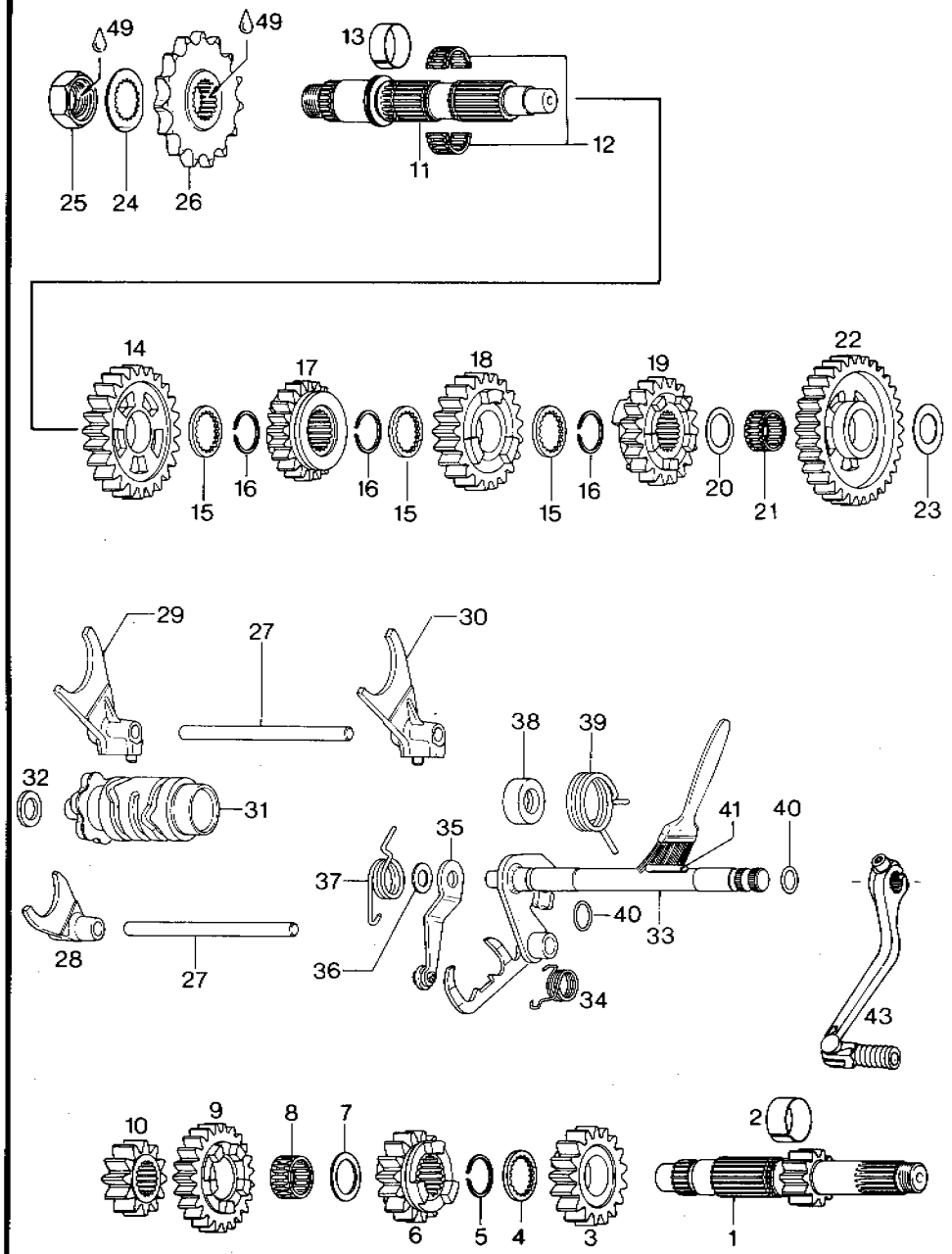

BILD NR. Ill. No. Fig. Fig.	TEILE NR. Part No. Ricambi-N. Réf.	BEZEICHNUNG Description Descrizione Dénomination	506 END 506 GS/A 560 GS/A	506 GS
1	6.237.710	VORGELEGEWELLE 11Z / Clutch shaft Albero primario / Arbre primaire	1	1
2	6.233.510	LAGERBÜCHSE 22,8x24x11,7 / Bushing Bussola / Bague	1	1
3	6.235.620	4. GANG LOSRAD 17Z / Gear 4th Ingranaggio 4° / Pignon fou de 4ème	1	1
4	6.227.080	ANLAUFSCHEIBE 22x27,7x2,3 / Thrust washer Spessore / Rondelle d'appui	1	1
5	6.245.340	SPRENGRING 24 / Snapring Seeger / Circlip	1	1
6	6.235.602	3. GANG SCHALTRAD 15Z / Gear 3rd Ingranaggio 3° / Pignon baladeur de 3ème	1	1
7	6.227.445	ANLAUFSCHEIBE 21,2x27,5x1 / Thrust washer Rondella / Rondelle d'appui	1	1
8	6.232.805	NADELKÄFIG 21x25x13 / Needle bearing Gabbia a rulli / Cage à aiguilles	1	1
9	6.235.665	5. GANG LOSRAD 23Z / Gear 5th Ingranaggio 5° / Pignon fou de 5ème	1	1
10	6.235.641	2. GANG FESTRAD 12Z / Gear 2nd Ingranaggio 2° / Pignon de 2ème	1	1
11	6.237.720	HAUPTWELLE / Main shaft Albero secondario / Arbre secondaire	1	1
12	520.33.099.000	NADELKÄFIG 21x25x13 (2-teilig)/ Needle bg. Gabbia a rulli / cage à aiguilles	1	1
13	6.233.500	LAGERBÜCHSE 23,8x25x9,8 / Bushing Bussola / Bague	1	1
14	6.235.653	2.GANG LOSRAD 24Z / Gear 2nd Ingranaggio 2° / Pignon fou de 2ème	1	1
15	6.227.465	ANLAUFSCHEIBE 22x30x2,6 / Thrust washer Rondella / Rondelle d'appui	3	3
16	6.245.340	SPRENGRING 24 / Snapring Seeger / Circlip	3	3
17	6.235.113	5. GANG SCHALTRAD 21Z / Gear 5th Ingranaggio 5° / Pignon baladeur de 5ème	1	1
18	6.235.610	3. GANG LOSRAD / Gear 3rd Ingranaggio 3° / Pignon fou de 3ème	1	1
19	6.235.633	4. GANG SCHALTRAD 19Z / Gear 4th Ingranaggio 4° / Pignon baladeur de 4ème	1	1

GETRIEBE, SCHALTUNG / TRANSMISSION, SHIFTING MECHANISM
TRANSMISSIONE, CAMBIAMENTO DI MARCIA / TRANSMISSION, MECHANISME DE SELECTION

506 END 506 GS
506 GS/A 560 GS/A

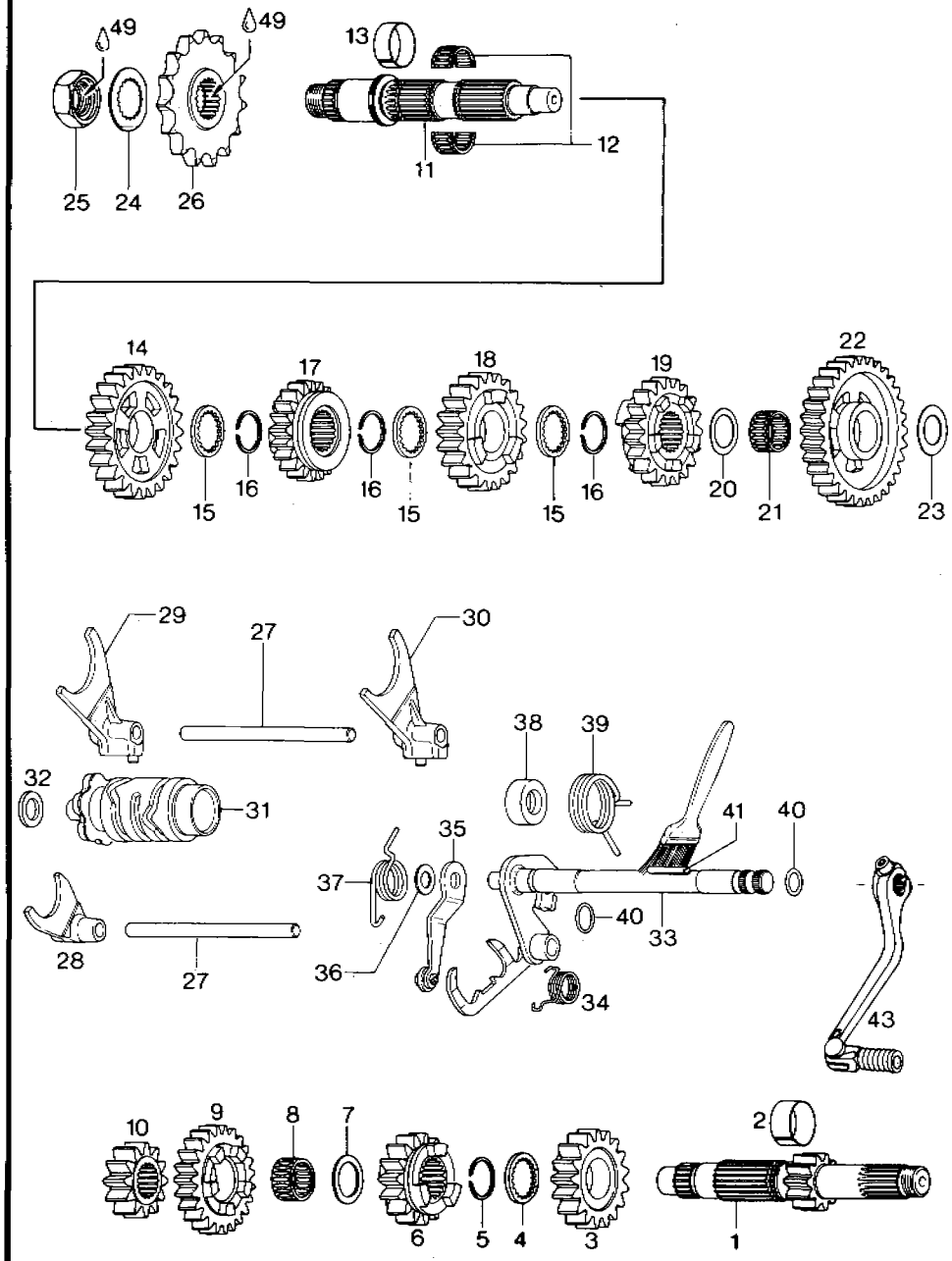

BILD NR. Ill. No. Fig. Fig.	TEILE NR. Part No. Ricambi-N. Réf.	BEZEICHNUNG Description Descrizione Dénomination	506 END 506 GS/A 560 GS/A	506 GS
20	6.944.468	ANLAUFSCHEIBE 20,5x30x1 / Thrust washer Rondella / Rondelle d'appui	1	1
21	6.232.790	NADELKÄFIG 20x24x12 / Needle bearing Gabbia a rulli / Cage à aiguilles	1	1
22	6.235.523	1. GANG LOSRAD 32Z / Gear 1st Ingranaggio 1° / Pignon fou de 1ère	1	1
23	6.227.430	ANLAUFSCHEIBE 17,2x30x1 / Thrust washer Rondella / Rondelle d'appui	1	1
24	6.245.390	SICHERUNGSBLECH / Washer Rondella / Rondelle frein	1	1
25	510.33.032.000	SECHSKANTMUTTER M 20x1,5 / Hexagon nut Dado / Ecrou	1	1
26	6.236.020	KETTENRAD / Sprocket 14Z Pignone / Pignon	nB	nB
	6.236.021	15Z	nB	nB
	6.236.022	16Z	nB	nB
	6.236.023	17Z	nB	nB
	6.236.024	18Z	nB	nB
	6.236.026	20Z	1	1
27	6.258.780	SCHALTSTANGE 8x110 / Pin shift fork guide Aste bandieretta / Coulisse	2	2
28	6.258.775	SCHALTGABEL 4./5. GANG / Fork Bandieretta cambio / Fourchette	1	1
29	6.258.765	SCHALTGABEL 2. GANG / Fork Bandieretta cambio / Fourchette	1	1
30	6.258.755	SCHALTGABEL 1./3. GANG / Fork Bandieretta cambio / Fourchette	1	1
31	6.258.797	*SCHALTWALZE KPL. / Shift drum assy. Desmodromico / Guide fourchettes cpl.	1	-
31	6.258.795	**SCHALTWALZE KPL. / Shift drum assy. Desmodromico / Guide fourchettes cpl.	-	1
32	6.827.265	**SCHEIBE 12,5x21,5x2 / Washer Rondella / Rondelle	-	1
33	6.237.636	SCHALTWELLE KPL. / Shift shaft assy. Albero cambio cpl. / Arbre de sélection	1	1
34	6.239.830	KLINKENFEDER / Spring, pawl Molla / Ressort	1	1

*AUSFÜHRUNG MIT LEERLAUFANZEIGE / Version with indication for neutral
Versione con indicazione in folle / Version avec indication du point mort

**AUSFÜHRUNG OHNE LEERLAUFANZEIGE / Version without indication for neutral
Versione senza indicazione in folle / Version sans indication du point mort

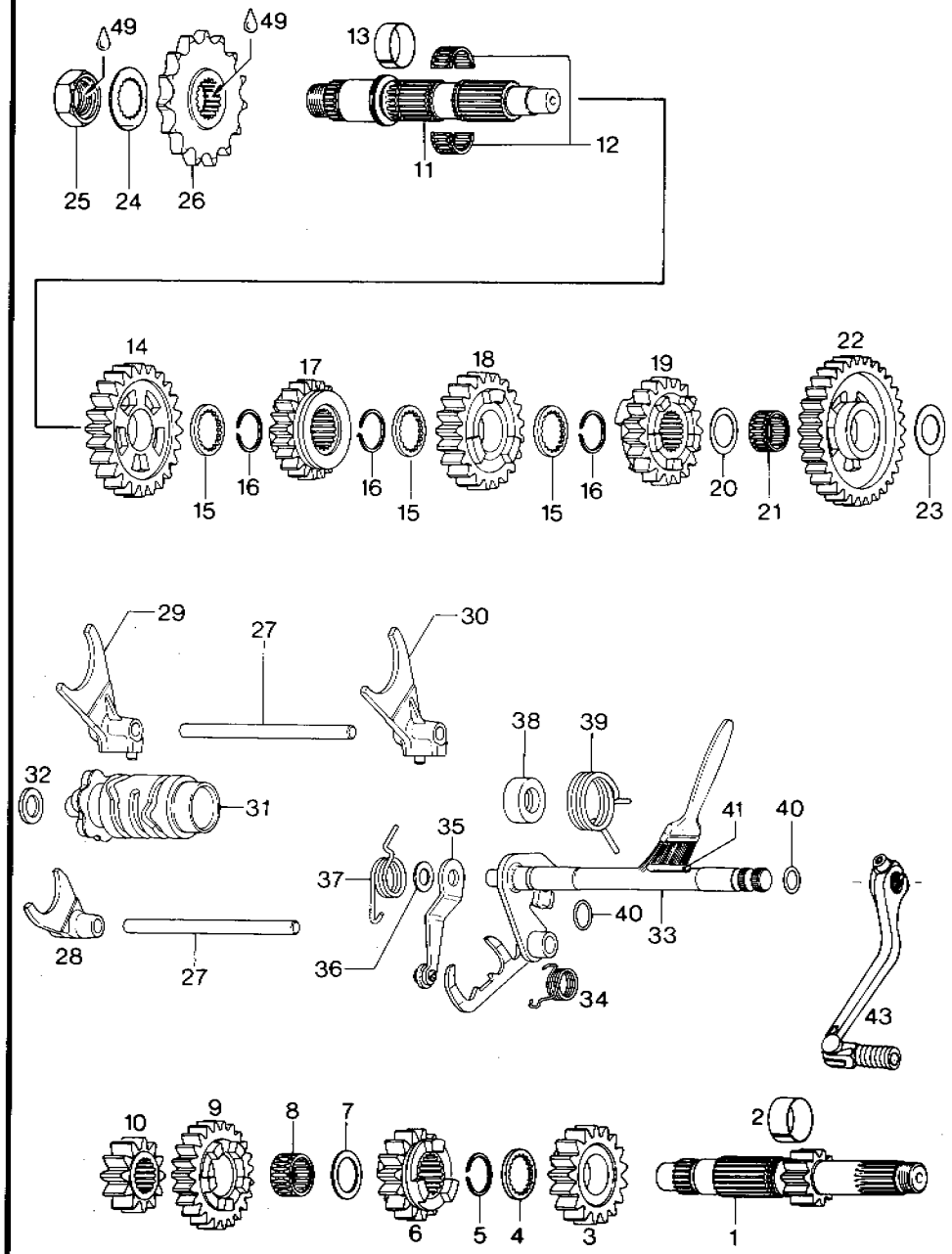

BILD NR. Ill. No. Fig. Fig.	TEILE NR. Part No. Ricambi-N. Réf.	BEZEICHNUNG Description Descrizione Dénomination	506 END 506 GS/A 560 GS/A	506 GS
35	6.249.925	INDEXHEBEL KPL. / Lever, index Leva indice / Levier cpl.	1	1
36	6.827.590	ANLAUFSCHEIBE 10,1x17x1 / Thrust washer Rondella / Rondelle d'appui	1	1
37	6.239.820	INDEXFEDER / Spring index Molla indice / Ressort de rappel	1	1
38	6.247.410	DISTANZHÜLSE 14x27,5x10 / Distanz sleeve Distanziale / Entretoise	1	1
39	6.239.640	HAARNADELFEDER / Spring Molla / Ressort	1	1
40	6.430.110	O-RING 10x2,7 / O-ring Anello O / Joint O	2	2
41		BP ENERGREASE LS 3	nB	nB
43	543.34.031.100	SCHALTHEBEL KPL. / Shift lever assy. Leva cambio cpl. / Sélecteur cpl.	1	1
49	6.899.786	LOCTITE 242 BLAU 6 ccm / Loctite blue Loctite blu / Loctite bleu	nB	nB

nB = NACH BEDARF
as required
a richiesta
selon besoin

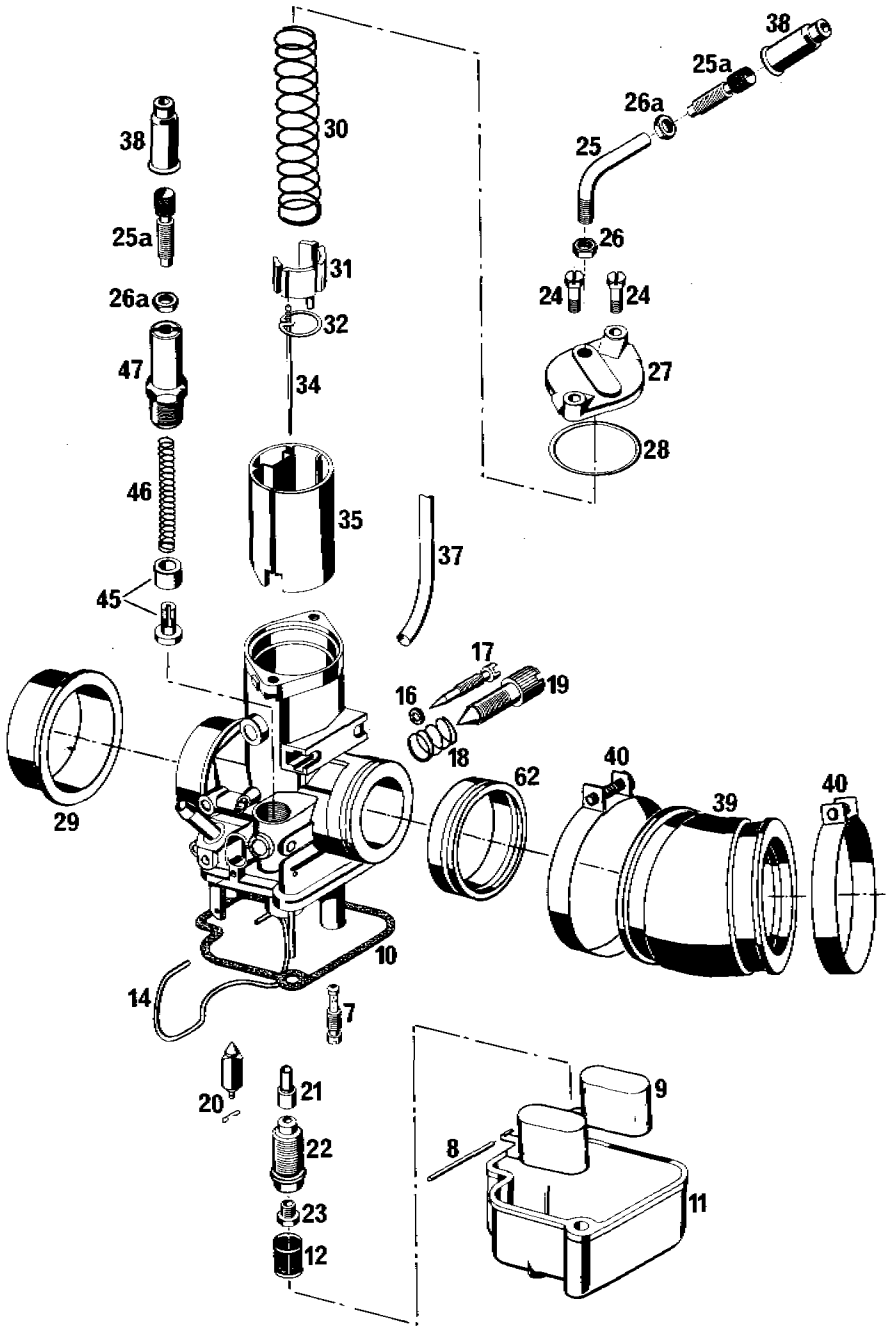

BILD NR. Ill. No. Fig. Fig.	TEILE NR. Part No. Ricambi-N. Réf.	BEZEICHNUNG Description Descrizione Dénomination	506 END
-	571.31.101.044	VERGASER KPL. BING 84/28/114 Carburetor / Carburatore / Carburateur	1
7	520.31.107.0..	*LEERLAUFDÜSE / Idler jet Getto minimo / Gicleur de ralenti	1
8	520.31.108.000	STIFT ø 2x34 / Pin, float Perno, galleggiante / Axe	1
9	520.31.209.000	SCHWIMMER / Float Galleggiante / Flotteur	1
10	520.31.110.000	DICHTUNG / Gasket Guarnizione / Joint	1
11	510.31.111.200	SCHWIMMERGEHÄUSE / Float chamber Vaschetta / Cuve	1
12	563.31.112.000	SIEBHÜLSE ROT / Sieve sleeve Filtro getto / Filtre	1
14	520.31.114.000	FEDERBÜGEL / Spring clip Archetto molla / Clip	1
16	510.31.116.100	O-RING 3,2x1,8 / O-ring Anello O / Joint O	1
17	510.31.217.000	LUFTREGULIERSCHRAUBE / Air reg. screw Vite aria / Vis d'air	1
18	520.31.118.000	FEDER / Spring Molla / Ressort	1
19	520.31.119.000	STELLSCHRAUBE / Adjustment screw Vite registro / Vis de réglage	1
20	510.31.120.000	SCHWIMMERNADEL / Float needle Spillo galleggiante / Pointeau	1
21	510.31.121....	*NADELDÜSE / Needle jet Polverizzatore / Gicleur d'aiguille	1
22	520.31.122.000	MISCHROHR / Mixing tube Porta getto / Tube d'émulsion	1
23	520.31.123....	*HAUPTDÜSE / Main jet Getto massimo / Gicleur principal	1
24	520.31.124.000	BEFESTIGUNGSSCHRAUBE M 5x12 / Hexagon head screw Vite / Vis	2
25	570.31.125.000	ROHRBOGEN / Tube with thread Tubo filettato / Guide pour le câble	1

*AUFGESTEMPELTE NUMMER (GRÖSSE) ANGEBEN !
Please quote printed number (size) !
Indicare anche il numero stampigliato sul pezzo !
SVP preciser numero de la marque (pointure) !

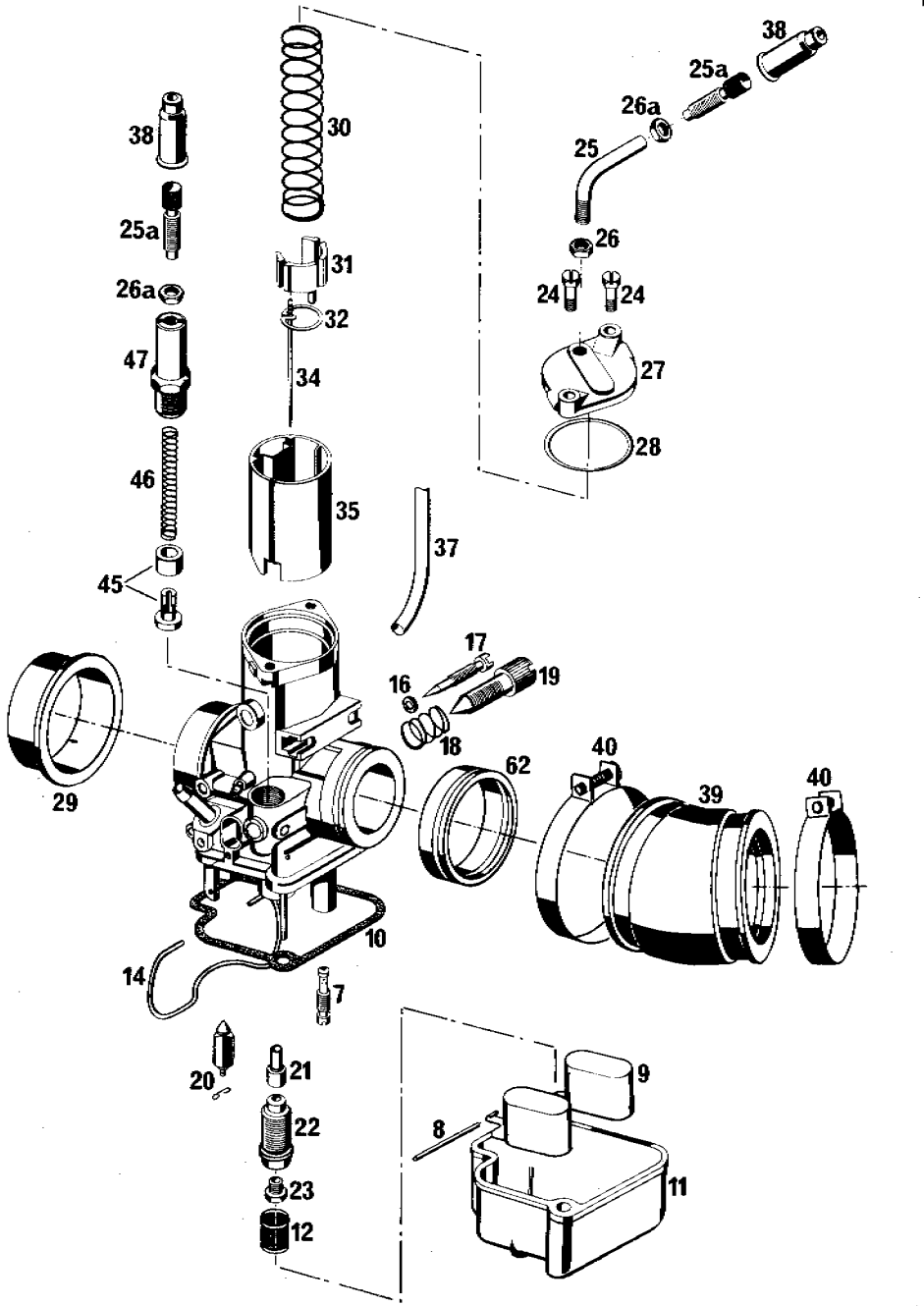

BILD NR. Ill. No. Fig. Fig.	TEILE NR. Part No. Ricambi-N. Réf.	BEZEICHNUNG Description Descrizione Dénomination	506 END
25a	520.31.125.000	STELLSCHRAUBE M 6x0,75 / Adjusting screw Vite registro / Vis de réglage	2
26	570.31.126.000	SECHSKANTMUTTER M 7x0,75 / Hexagon nut Dado / Ecrou	1
26a	520.31.126.000	SECHSKANTMUTTER M 6x0,75 / Hexagon nut Dado / Ecrou	2
27	571.31.127.000	DECKELPLATTE / Cover plate Coperchio / Couvercle de corps	1
28	520.31.128.000	GUMMIDICHTRING / Rubber ring Anello guarnizione / Joint caoutchouc	1
29	520.06.029.000	REDUZIERRING 45x52x16 / Reducing sleeve Reduzione / Douille a reduction	1
30	571.31.130.000	SCHIEBERFEDER / Spring Molla / Ressort	1
31	510.31.131.000	FEDERTASSE / Plastic spring cap Custodia molla / Coupelle du ressort	1
32	520.31.132.000	HALTEPLÄTTCHEN / Needle clip Piastrina / Circlips l'aiguille	1
34	571.31.134.000	DÜSENNADEL 6G1 / Jet needle Spillo valvola / Aiguille	1
34	571.31.134.100	DÜSENNADEL 3S1 / Jet needle Spillo valvola / Aiguille	nB
35	571.31.135.001	GASSCHIEBER 1 / Throttle valve Valvola gas / Boisseau	1
37	520.31.137.000	BELÜFTUNGSSCHLAUCH 5,5x7 / Vent line Tubo / Tuyau	2
38	520.31.138.000	GUMMITÜLLE / Rubber grommet Cappuccio / Manchon caoutchouc	2
39	6.867.486	VERGASERKRÜMMER / Rubber elbow Flangia gomma carb. / Pipe d'admission coundée	1
40	6.251.850	SCHLAUCHSCHELLE ø 51 / Hose clamp Fascetta manicotte / Collier	2
45	0686 100 000	STARTKOLBEN MIT DICHTUNG / Starting device Pistoncino starter / Piston de starter	1
46	0661 005 000	DRUCKFEDER 0,9x55 / Spring Molla / Ressort	1
47	570.31.247.000	STARTGEHÄUSE / Closure screw Guida pistoncino / Corps du starter	1
62	500.30.062.000	REDUZIERHÜLSE 40x45x15 / Reducing sleeve Reduzione / Douille a reduction	1

VERGASER / CARBURETOR / CARBURATORE / CARBURATEUR

BING 54/34/117
BING 54/36/137

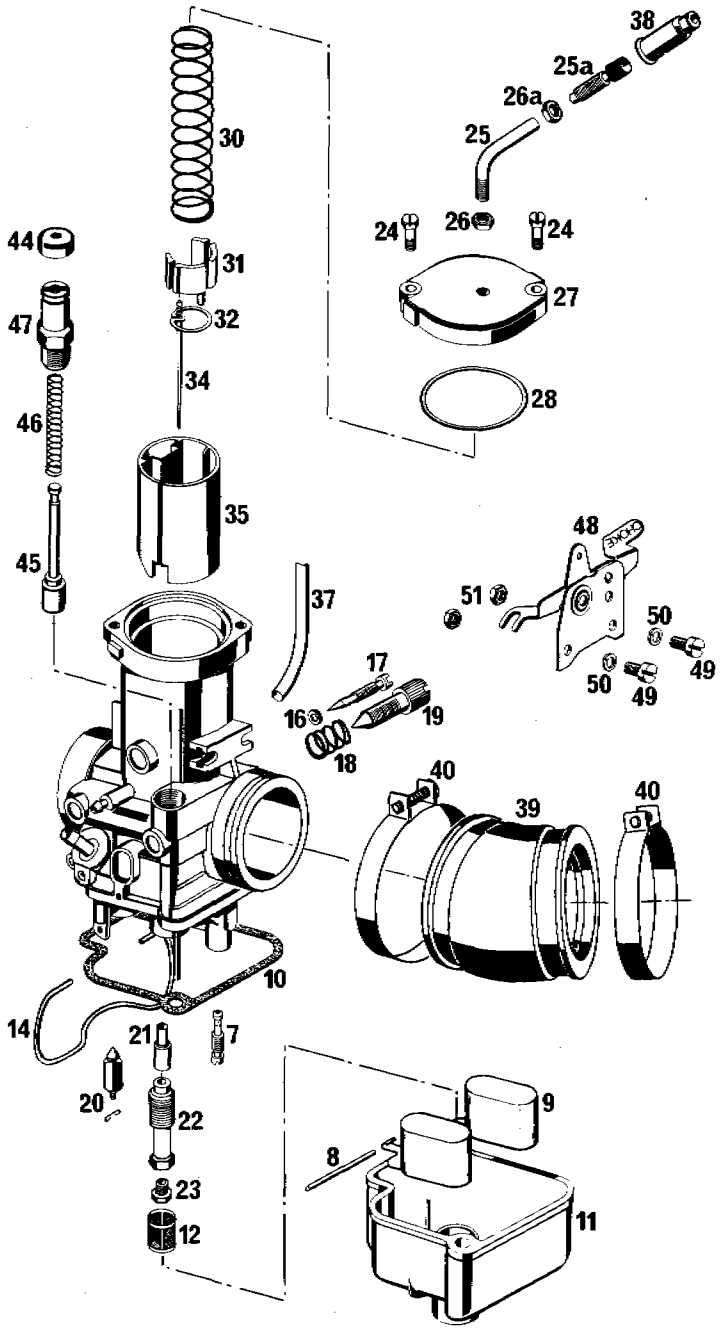

BILD NR. Ill. No. Fig. Fig.	TEILE NR. Part No. Ricambi-N. Réf.	BEZEICHNUNG Description Descrizione Dénomination	348 GS/A	506 GS/A
-	570.31.301.044	VERGASER KPL. BING 54/34/117 Carburetor / Carburatore / Carburateur	1	-
-	570.31.101.044	VERGASER KPL. BING 54/36/137 Carburetor / Carburatore / Carburateur	-	1
7	520.31.107....	*LEERLAUFDÜSE / Idler jet Getto minimo / Gicleur de ralenti	1	1
8	520.31.108.000	STIFT ø 2x34 / Pin, float Perno, galleggiante / Axe	1	1
9	520.31.209.000	SCHWIMMER / Float Galleggiante / Flotteur	1	1
10	520.31.110.000	DICHTUNG / Gasket Guarnizione / Joint	1	1
11	510.31.111.000	SCHWIMMERGEHÄUSE / Float chamber Vaschetta / Cuve	1	1
12	563.31.112.000	SIEBHÜLSE ROT / Sieve sleeve Filtro getto / Filtre	1	1
14	520.31.114.000	FEDERBÜGEL / Spring clip Archetto molla / Clip	1	1
16	510.31.116.100	O-RING 3,2x1,8 / O-ring Gommino vite aria / Joint torique	1	1
17	510.31.217.000	LUFTREGULIERSCHRAUBE / Air reg. screw Vite aria / Vis d'air	1	1
18	520.31.118.000	FEDER / Spring Molla / Ressort	1	1
19	520.31.119.000	STELLSCHRAUBE / Adjustment screw Vite registro / Vis de réglage	1	1
20	510.31.120.000	SCHWIMMERNADEL / Float needle Spillo galleggiante / Pointeau	1	1
21	510.31.121....	*NADELDÜSE / Needle jet Polverizzatore / Gicleur d'aiguille	1	1
22	510.31.222.000	MISCHROHR / Mixing tube Porta getto / Tube d'émulsion	1	1
23	520.31.123....	*HAUPTDÜSE / Main jet Getto principale / Gicleur principal	1	1

*AUFGESTEMPELTE NUMMER (GRÖSSE) ANGEBEN !
Please quote printed number (size) !
Indicare anche il numero stampigliato sul pezzo !
SVP preciser numero de la marque (pointure) !

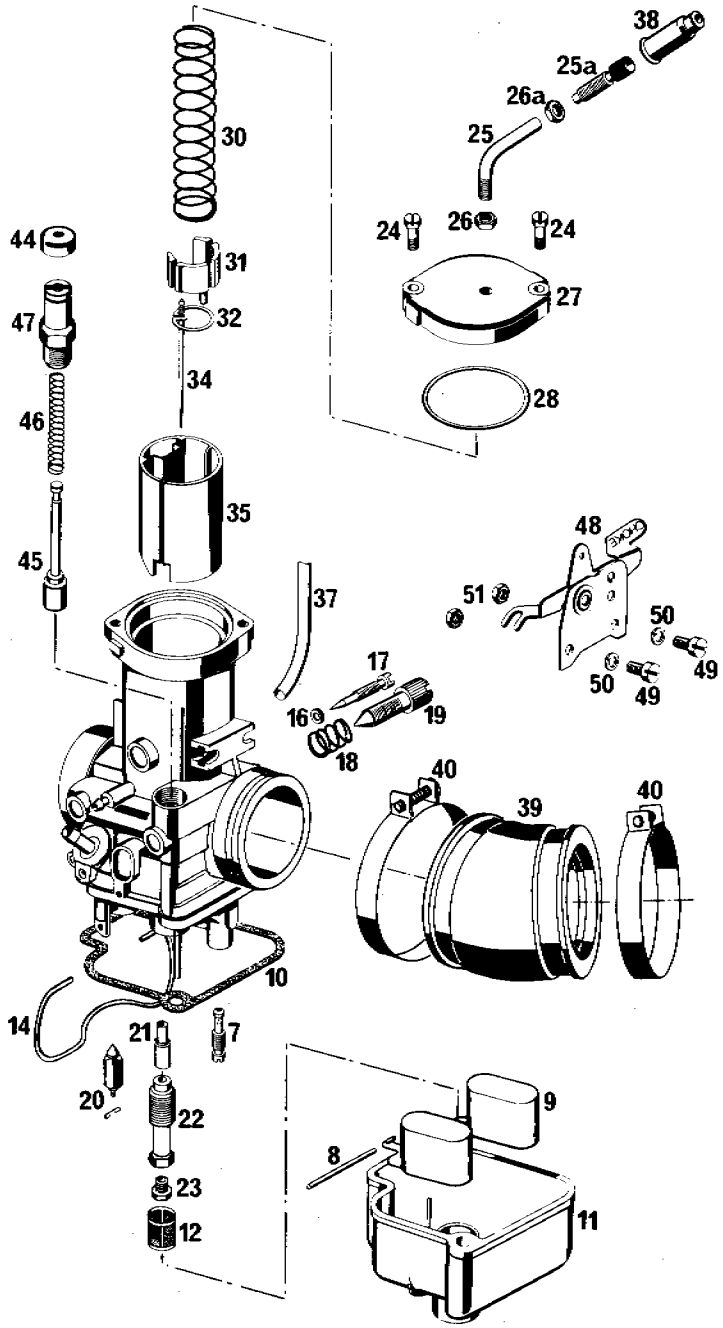

BILD NR. Ill. No. Fig. Fig.	TEILE NR. Part No. Ricambi-N. Réf.	BEZEICHNUNG Description Descrizione Dénomination	348 GS/A	506 GS/A
24	520.31.124.000	BEFESTIGUNGSSCHRAUBE M 5x12 / Hex. screw Bulloncino fissaggio coperchio / Vis	2	2
25	570.31.125.000	ROHRBOGEN / Tube with thread Tubo filettato / Guide pour le câble	1	1
25a	520.31.125.000	STELLSCHRAUBE M 6x0,75 / Adj. screw Vite registro / Vis de réglage	1	1
26	570.31.126.000	SECHSKANTMUTTER M 7x0,75 / Hex. nut Dado / Ecrou	1	1
26a	520.31.126.000	SECHSKANTMUTTER M 6x0,75 / Hex. nut Dado / Ecrou	1	1
27	570.31.127.000	DECKELPLATTE / Cover plate Coperchio / Couvercle de corps	1	1
28	510.31.128.000	GUMMIDICHTRING / Rubber ring Anello gomma / Joint caoutchouc	1	1
30	510.31.130.100	SCHIEBERFEDER / Spring Molla / Ressort	1	1
31	550.31.131.000	FEDERTASSE / Spring cap Custodia molla / Coupelle du ressort	1	1
32	540.31.132.000	HALTEPLÄTTCHEN / Needle clip Fermo spillo valvola / Clip de maintien	1	1
34	570.31.334.000	DÜSENNADEL 8G2 / Jet needle Spillo valvola / Aiguille	1	-
34	510.31.134.100	DÜSENNADEL 4K2 / Jet needle Spillo valvola / Aiguille	-	1
35	510.31.135.210	GASSCHIEBER 210 / Throttle valve Valvola gas / Poisseau	1	1
37	520.31.137.000	BELÜFTUNGSSCHLAUCH 5,5x7 / Vent line Tubo / Tuyau	2	2
38	520.31.138.000	GUMMITÜLLE / Rubber grommet Cappuccio gomma / Capuchon en caoutchouc	1	1
39	6.867.486	VERGASERKRÜMMER / Rubber elbow Flangia gomma carb. / Pipe d'admmission coundée	1	1
40	6.251.850	SCHLAUCHSCHELLE ø 51 / Hose clamp Fascetta manicotte / Collier	2	2
44	0260 132 000	GUMMIKAPPE / Rubber cap Gommino tappo / Capuchon en caoutchouc	1	1
45	0261 177 000	STARTKOLBEN MIT DICHTUNG / Starting piston Pistoncino starter / Piston de starter	1	1
46	0239 161 000	DRUCKFEDER / Spring Molla / Ressort	1	1

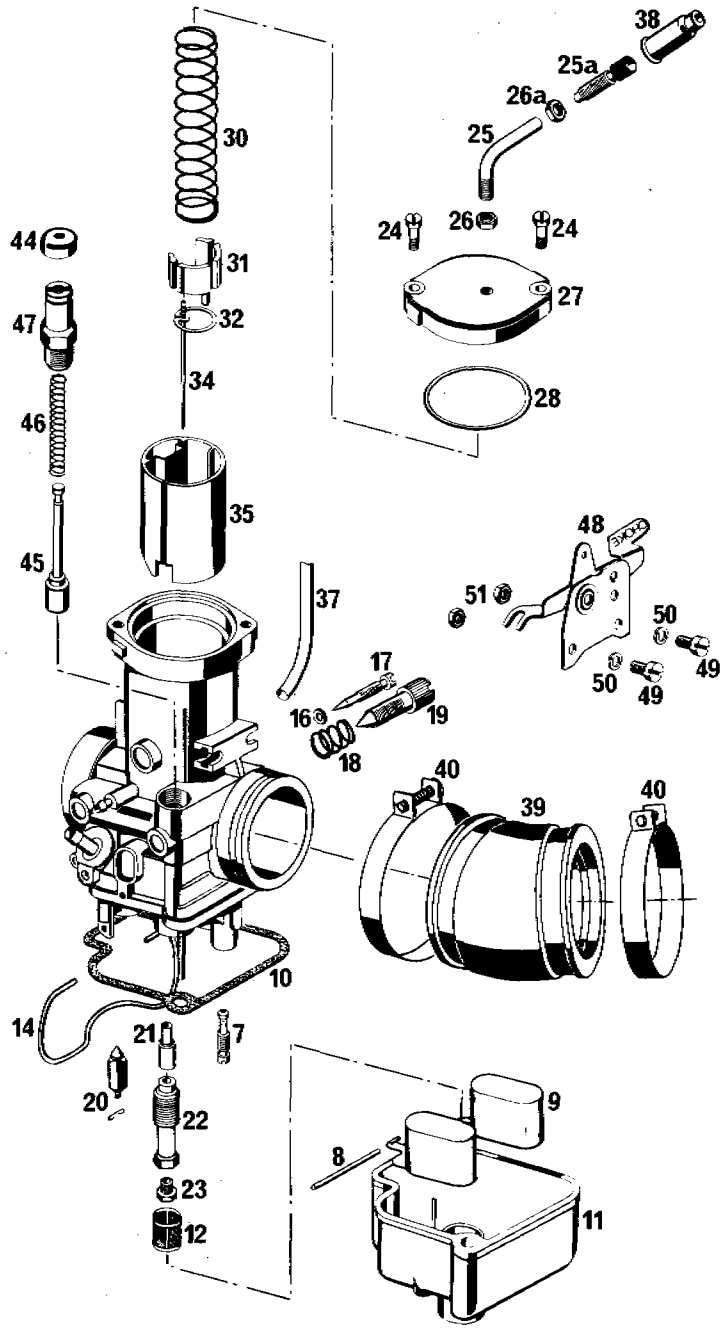

BILD NR. Ill. No. Fig. Fig.	TEILE NR. Part No. Ricambi-N. Réf.	BEZEICHNUNG Description Descrizione Dénomination	348 GS/A	506 GS/A
47	570.31.147.000	STARTGEHÄUSE / Closure screw Guida pistoncino / Corps du starter	1	1
48	570.31.148.000	LAGERPLATTE KPL. / Choke lever assy. Dispositivo starter / Plaquette de fixation	1	1
49	0084 050103	ZYLINDERSCHRAUBE M 5x10 DIN 84 Cyl. screw / Vite / Vis	2	2
50	0127 050003	FEDERRING A5 DIN 127 / Lock washer Ranella / Rondelle grower	2	2
51	0936 050003	NIEDERE SECHSKANTMUTTER M5 DIN 936 Hex. nut / Dado / Ecrou	2	2

VERGASER / CARBURETOR / CARBURATORE / CARBURATEUR

DEL LORTO PHF 36 AS

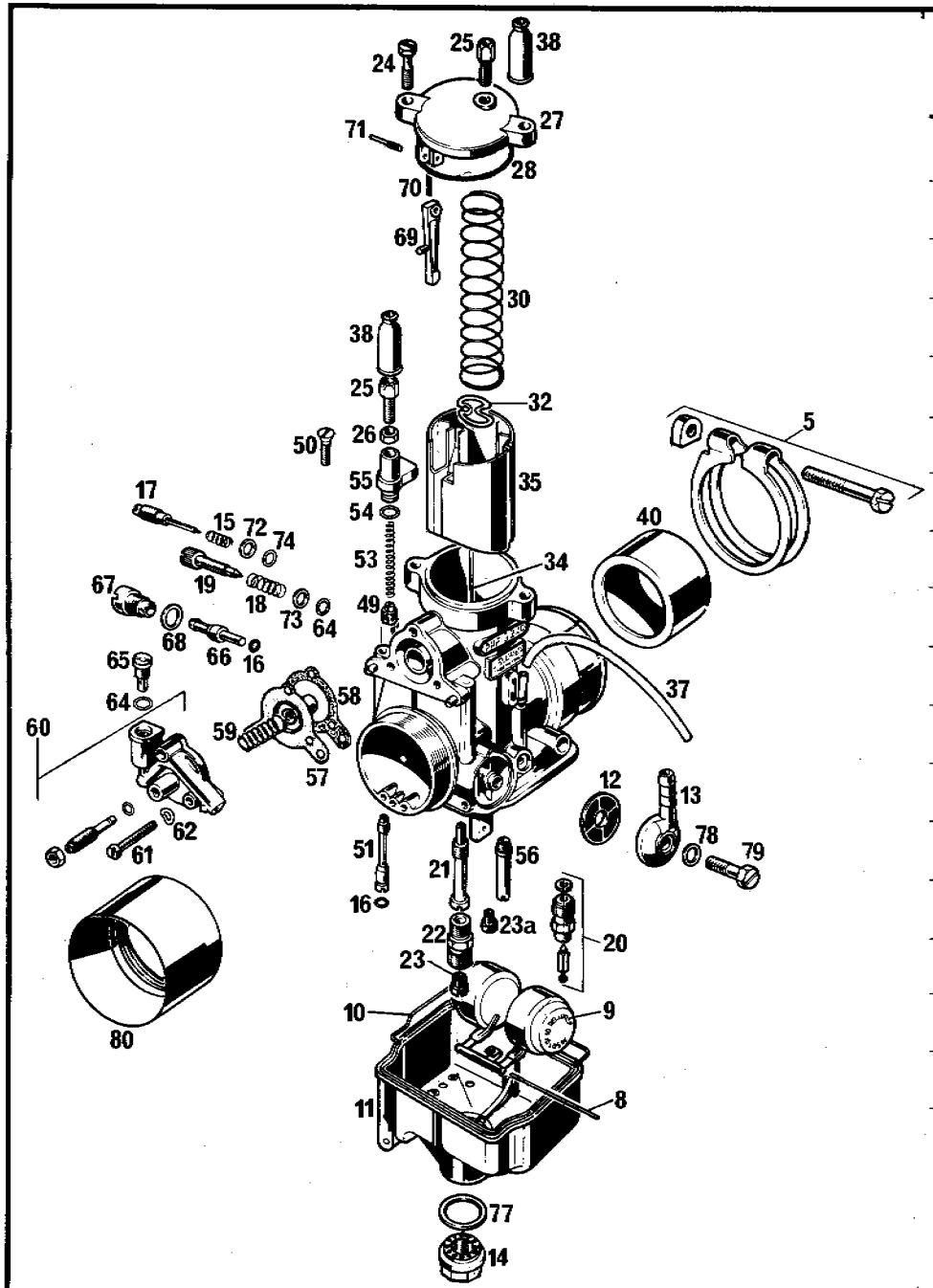

BILD Ill. No. Fig. Fig.	TEILE NR. Part No. Ricambi-N. Réf.	BEZEICHNUNG Description Descrizione Dénomination	506 GS/A
-	570.31.501.044	VERGASER KPL. DEL LORTO PHF 36 AS Carburetor / Carburatore / Carburateur	1
5	570.31.505.000	KLEMMRING ø 52 KPL. / Ring Anello / Bague de serrage	1
8	570.31.508.000	STIFT 2x47 / Float pin Perno galleggiante / Axe	1
9	570.31.509.000	SCHWIMMER 7450.1 gr 10 / Float Galleggiante / Flotteur	1
10	570.31.510.000	DICHTUNG / Gasket, float chamber Guarnizione / Joint	1
11	570.31.511.000	SCHWIMMERGEHÄUSE / Float chamber Vaschetta / Cuve	1
12	151.31.112.000	KRAFTSTOFFILTER / Fuel filter Filtro benzina / Filtre	1
13	570.31.513.000	SCHLAUCHANSCHLUSS / Fuel inlet banjo Pipetta racc. tubo benzina / Raddord	1
14	570.31.514.000	VERSCHLUSSCHRAUBE / Plug Tappo fiss. vaschetta / Bouchon	1
15	570.31.515.000	FEDER / Spring Molla / Ressort	1
16	510.31.116.100	O-RING 2-005 (1,78x2,57x6,13) O-ring Anello O / Joint O	2
17	570.31.517.000	LUFTREGULIERSCHRAUBE M 7x0,75 / Air reg. screw Vite aria / Vis d'air	1
18	520.31.116.000	FEDER / Spring Molla / Ressort	1
19	570.31.519.000	STELLSCHRAUBE M5 / Adjustment screw Vite registro / Vis de réglage	1
20	570.31.520....	*NADELVENTIL KPL. / Needle valve Valvola a spillo / Valve a aiguille	1
21	570.31.521....	*NADELDOSE AB / Needle jet Polverizzatore / Gicleur d'aiguille	1
22	570.31.522.000	DÜSENSTOCK / Main jet holder Portagetto massimo / Porte-gicleur	1

*AUFGESTEMPELTE NUMMER (GRÖSSE) ANGEBEN !
Please quote printed number (size) !
Indicare anche il numero stampigliato sul pezzo !
SVP preciser numero de la marque (pointure) !

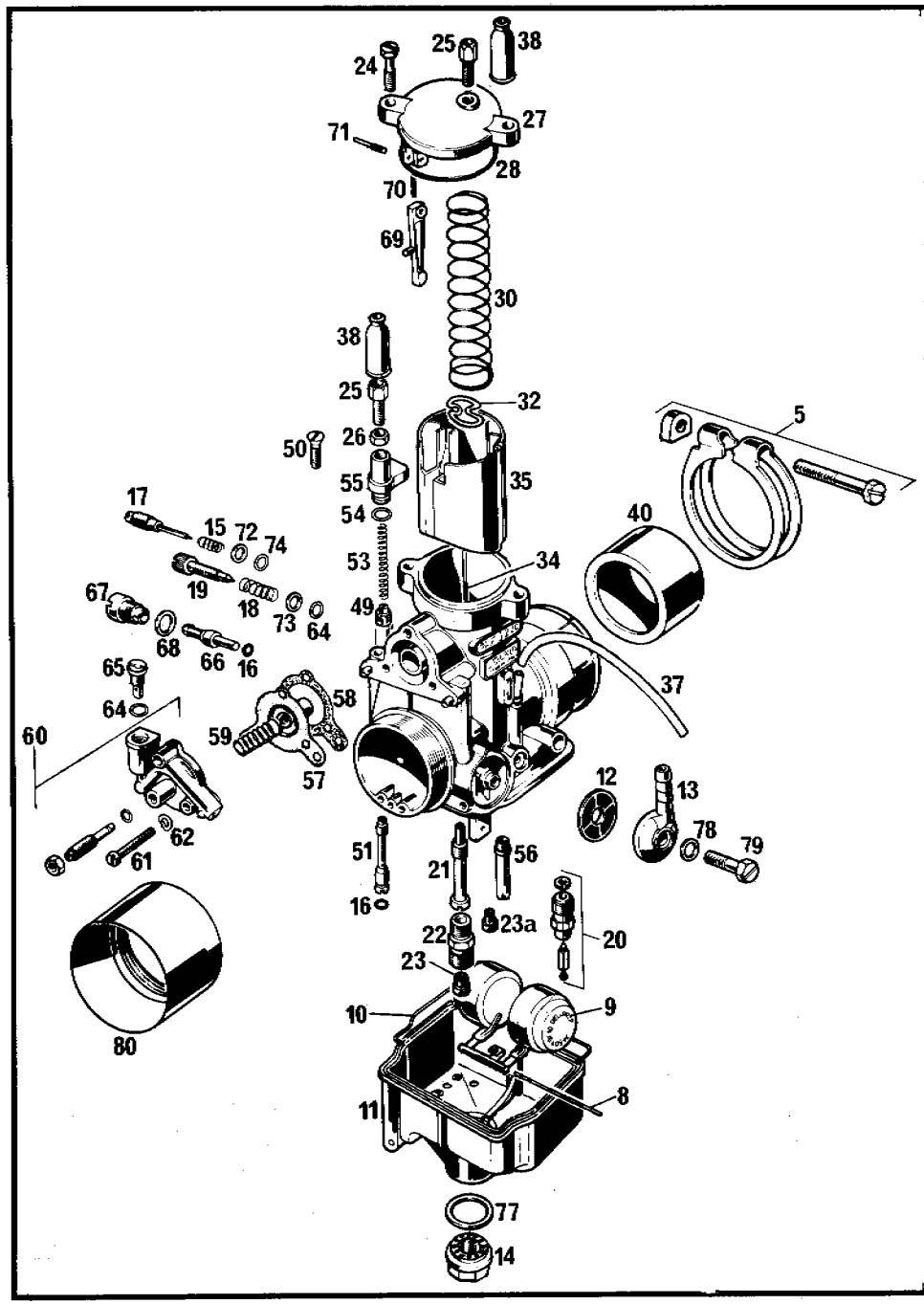

BILD Ill. No. Fig. Fig.	TEILE NR. Part No. Ricambi-N. Réf.	BEZEICHNUNG Description Descrizione Dénomination	506 GS/A
23	570.31.523....	*HAUPTDÜSE 145 / Main jet Getto massimo / Gicleur principal	1
23a	151.31.123.0..	*LEERLAUFDÜSE / Idle jet Getto minimo / Gicleur de ralenti	1
24	570.31.524.000	SECHSKANTSCHRAUBE M 5x16 / Hexagon head screw Vite / Vis	2
25	570.31.525.000	STELLSCHRAUBE M 6x0,75 / Adj. screw Vite registro / Vis de réglage	2
26	520.31.126.000	SECHSKANTMUTTER M 6x0,75 / Nut Dado / Ecrou	1
27	570.31.527.000	VERGASERDECKEL / Mixture chamber cover Coperchio cam. miscela / Couvercle	1
28	570.31.528.000	O-RING 2x38x42 / O-ring Anello a O / Joint O	1
30	570.31.530.000	SCHIEBERFEDER / Spring Molla rich. valvola gas / Ressort	1
32	570.31.532.000	HALTEPLÄTTCHEN / Needle clip Piastrina / Circlips l'aiguille	1
34	570.31.534.000	DÜSENNADEL K8 / Jet needle Ago del getto / Aiguille	1
34	570.31.534.100	DÜSENNADEL K5 / Jet needle Ago del getto / Aiguille	1
35	570.31.535.000	GASSCHIEBER 50/1 (ø 38 mm) / Throttle valve Valvola gas / Buisseau	1
35	570.31.535.100	GASSCHIEBER 60/1A / Throttle valve Valvola gas / Buisseau	1
37	520.31.137.000	ENTLÜFTUNGSSCHLAUCH 5,5x7 / Breather tube Otre / Durit	1
38	520.31.138.000	GUMMITÜLLE / Plug (rubber) Cappuccio / Manchon caoutchouc	2
40	570.31.540.000	REDUZIERRING 42x45x25 / Isulating reduction Reduzione isolante / Bague de reduction	1
49	570.31.549.000	STARTKOLBEN / Starting device Valvola avviamento / Piston de starter	1
50	0963 040143	SENKSCHRAUBE M 4x14 DIN 963 / Screw Vite / Vis	1

*AUFGESTEMPELTE NUMMER (GRÖSSE) ANGEBEN !
Please quote printed number (size) !
Indicare anche il numero stampigliato sul pezzo !
SVP preciser numero de la marque (pointure) !

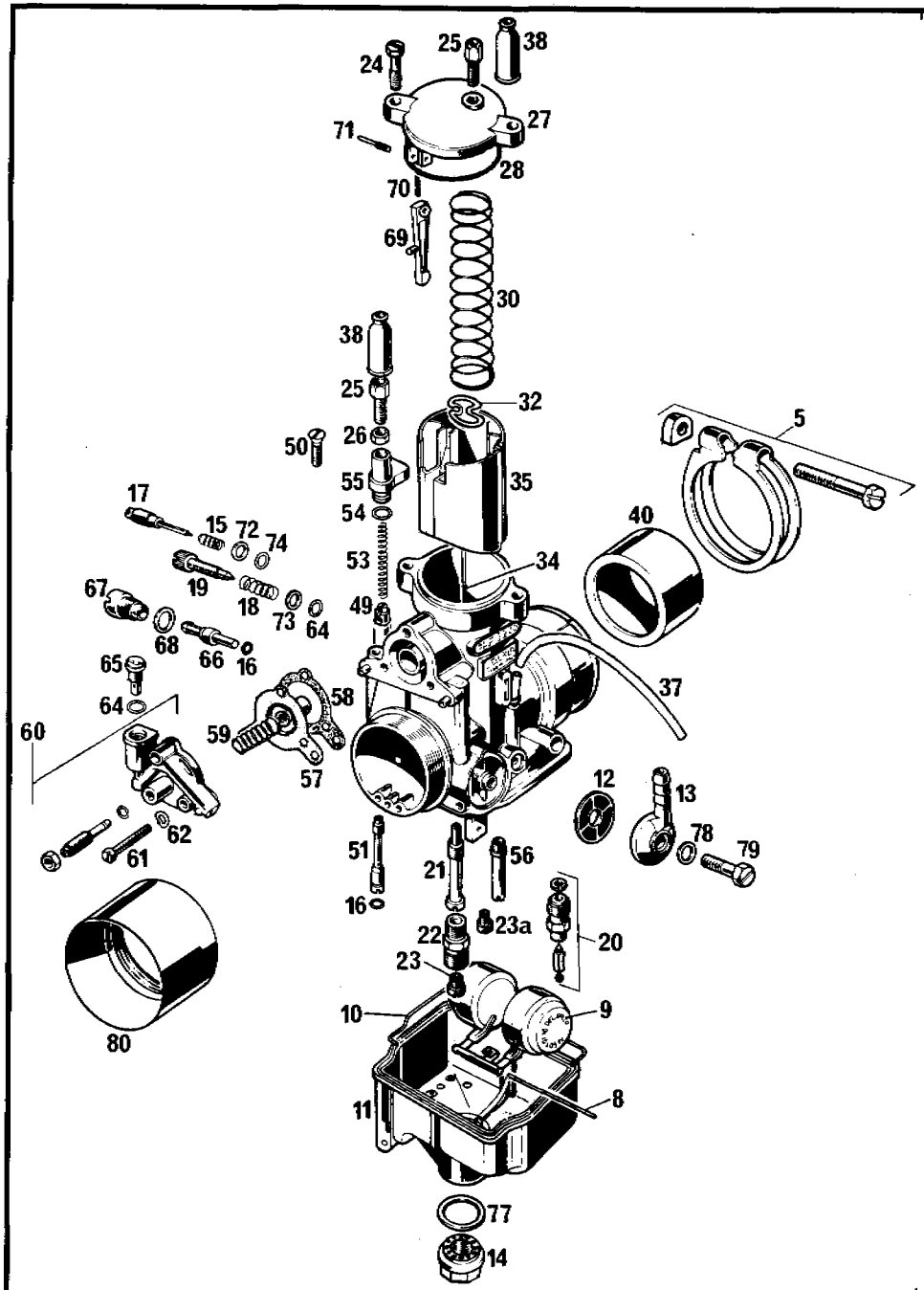

BILD Ill. No. Fig. Fig.	TEILE NR. Part No. Ricambi-N. Réf.	BEZEICHNUNG Description Descrizione Dénomination	506 GS/A
51	570.31.551.0..	*STARTDÜSE / Starting jet Getto avviamento / Gicleur de starter	1
53	570.31.553.000	FEDER / Spring Molla / Ressort	1
54	0770 080010	O-RING 1x8x10 / O-ring Anello O / Joint O	1
55	570.31.555.000	DECKEL FÜR STARTGEHÄUSE / Cover Coperchio / Couvercle	1
56	570.31.556.000	RÜCKSCHLAGVENTIL / Intake valve Valvola aspirazione / Clapet anti-retour	1
57	570.31.557.000	MEMBRANE / Pump diaphragm Membrana pompa / Clapet	1
58	570.31.558.000	DICHTUNG / Gasket Guarnizione / Joint	1
59	570.31.559.000	FEDER ø 0,4x22 / Spring Molla / Ressort	1
60	570.31.560.000	PUMPENGEHÄUSE / Pump cover Coperchio pompa / Couvercle	1
61	0084 040203	ZYLINDERSCHRAUBE M 4x20 DIN 84 / Screw Vite / Vis	3
62	0137 040003	FEDERSCHEIBE A4 DIN 137 / Spring washer Rondella elastica / Rondelle	3
64	0770 020080	O-RING 2-008 (178x4,47x8,03) / O-ring Anello O / Joint O	2
65	570.31.565.000	ENTLÜFTUNGSVENTIL M7 / Delivery valve Valvola mandata / Valve d'aeration	1
66	570.31.566.0..	*BESCHLEUNIGERDÜSE / Pump jet Getto pompa / Gicleur d'acceleration	1
67	570.31.567.000	DÜSENHALTER / Pump jet holder Portagetto pompa / Porte-gicleur	1
68	0603 091208	DICHTUNG 9x12x0,8 / Gasket Guarnizione / Joint	1
69	570.31.569.000	PUMPENHEBEL 8426 / Lever Leva com. pompa / Levier de pompe	1
70	570.31.570.000	FEDER / Spring Molla / Ressort	1

*AUFGESTEMPELTE NUMMER (GRÖSSE) ANGEBEN !
Please quote printed number (size) !
Indicare anche il numero stampigliato sul pezzo !
SVP preciser numero de la marque (pointure) !

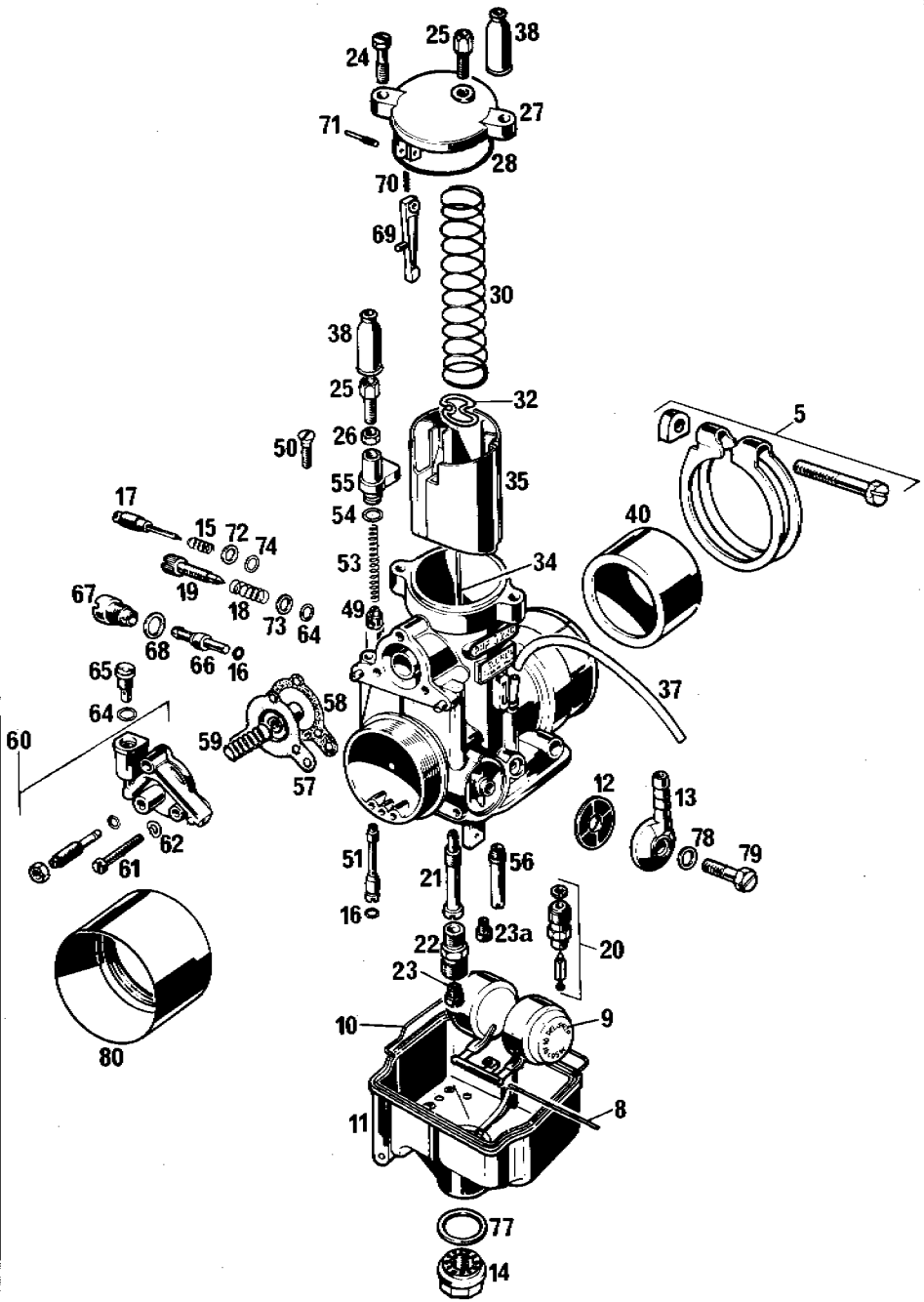

BILD Ill. No. Fig. Fig.	TEILE NR. Part No. Ricambi-N. Réf.	BEZEICHNUNG Description Descrizione Dénomination	506 GS/A
71	570.31.571.000	STIFT 2,5x16 / Pin Perno / Goupille	1
72	570.31.572.000	SCHEIBE 3,1x6x0,6 / Washer Rondella / Rondelle	1
73	570.31.573.000	SCHEIBE 5,1x8x0,8 / Washer Rondella / Rondelle	1
74	0770 020040	O-RING 2-004 (1,78x1,78x5,34) / O-ring Anello O / Joint O	1
77	0603 202701	DICHTUNG 20x27x1 / Gasket Guarnizione / Joint	1
78	0603 061001	DICHTUNG 6x10x1 / Gasket Guarnizione / Joint	1
79	0933 060163	SECHSKANTSCHRAUBE M 6x16 DIN 933 / Screw Vite / Vis	1
80	570.06.523.000	ANSAUGTRICHTER / Intake trumpet Cornetto / Trompette d'admission	1

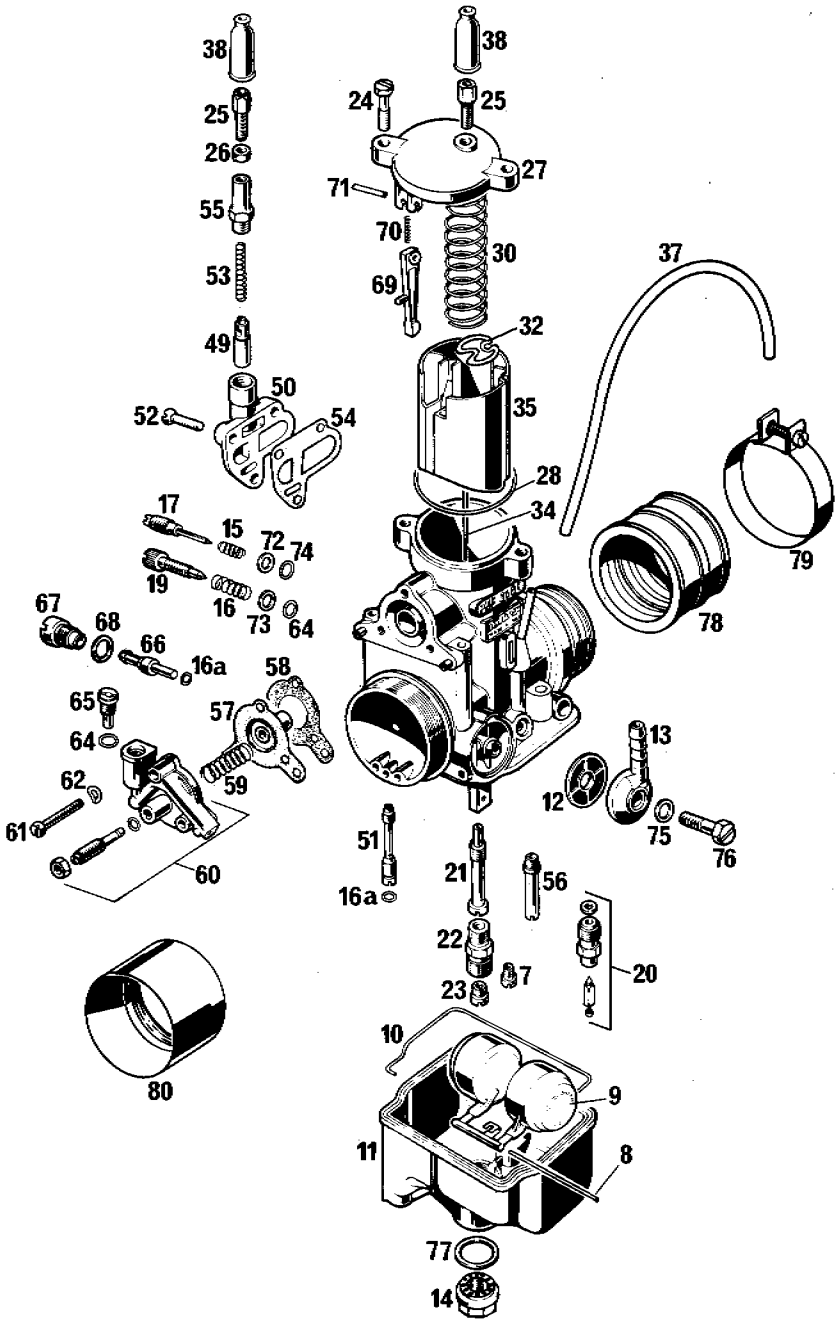

BILD NR. Ill. No. Fig. Fig.	TEILE NR. Part No. Ricambi-N. Réf.	BEZEICHNUNG Description Descrizione Dénomination	560 GS/A
-	572.31.101.044	VERGASER KPL. DEL LORTO PHM 40 NS Carburetor / Carburatore / Carburateur	1
7	151.31.123....	*LEERLAUFDÜSE / Idle jet Getto minimo / Gicleur de ralenti	1
8	570.31.508.000	STIFT 2x47 / Float pin Perno galleggiante / Axe	1
9	570.31.509.000	SCHWIMMER 7450 gr10 / Float Galleggiante / Flotteur	1
10	570.31.510.000	DICHTUNG / Gasket Guarnizione / Joint	1
11	570.31.511.000	SCHWIMMERGEHÄUSE / Float chamber Vaschetta / Cuve	1
12	151.31.112.000	KRAFTSTOFFILTER / Fuel filter Filtro benzina / Filtre	1
13	570.31.513.000	SCHLAUCHANSCHLUSS / Fuel inlet banjo Pipetta racc. tubo benzina / Raddord	1
14	570.31.514.000	VERSCHLUSSCHRAUBE / Plug Tappo / Bouchon	1
15	570.31.515.000	FEDER / Spring Molla / Ressort	1
16	520.31.116.000	FEDER / Spring Molla / Ressort	1
16a	510.31.116.100	O-RING 2-005 (1,78x2,57x6,13) / O-ring Anello O / Joint O	2
17	570.31.517.000	GEMISCHREGULIERSCHRAUBE M 7x0,75 / Screw Vite / Vis	1
19	570.31.519.000	STELLSCHRAUBE M5 / Adjustment screw Vite registro / Vis de réglage	1
20	570.31.520....	*NADELVENTIL KPL. / Needle valve Valvola a spillo / Valve a aiguille	1
21	570.31.521....	*NADELDÜSE AB / Needle jet Polverizzatore / Gicleur d'aiguille	1
22	570.31.522.000	DÜSENSTOCK / Main jet holder Portagetto massimo / Porte-gicleur	1
23	570.31.523....	*HAUPTDÜSE / Main jet Getto massimo / Gicleur principal	1

*AUFGESTEMPELTE NUMMER (GRÖSSE) ANGEBEN !
Please quote printed number (size) !
Indicare anche il numero stampigliato sul pezzo !
SVP preciser numero de la marque (pointure) !

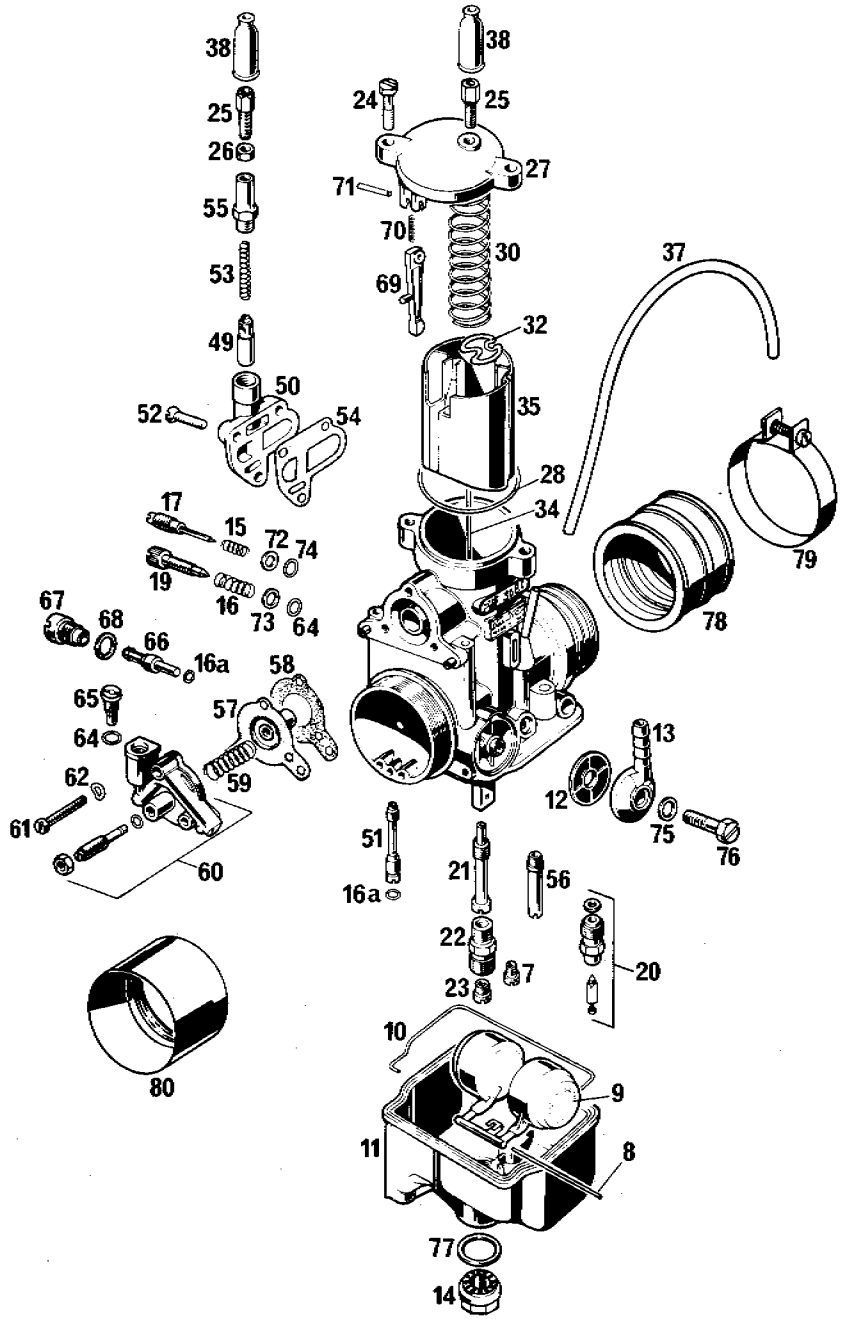

BILD NR. Ill. No. Fig. Fig.	TEILE NR. Part No. Ricambi-N. Réf.	BEZEICHNUNG Description Descrizione Dénomination	560 GS/A
24	570.31.524.000	SECHSKANTSCHRAUBE M 5x16 / Hexagon head screw Vite / Vis	2
25	570.31.525.000	STELLSCHRAUBE M 6x0,75 / Adj. screw Vite registro / Vis de réglage	2
26	520.31.126.000	SECHSKANTMUTTER M 6x0,75 / Nut Dado / Ecrou	1
27	572.31.127.000	VERGASERDECKEL / Mixture chamber cover Coperchio / Couvercle	1
28	572.31.128.000	O-RING 2x42x46 / O-ring Anello a O / Joint O	1
30	570.31.530.000	SCHIEBERFEDER 1,2x137 / Spring Molla / Ressort	1
32	570.31.532.000	HALTEPLÄTTCHEN / Needle clip Piastrina / Circlips l'aiguille	1
34	570.31.534.100	DÜSENNADEL K5 / Jet needle Ago del getto / Aiguille	1
35	572.31.135.000	SCHIEBER 50/1 ø 42 mm / Throttle valve Valvola gas / Buisseau	1
37	520.31.137.000	ENTLÜFTUNGSSCHLAUCH 5,5x7 / Breather tube Otre / Durit	2
38	520.31.138.000	GUMMITÜLLE / Plug (rubber) Cappuccio / Manchon caoutchouc	2
49	570.31.549.000	STARTKOLBEN / Starting device Valvola avviamento / Piston de starter	1
50	572.31.150.000	STARTGEHÄUSE / Starter device Corpo disp. avviamento / Carter de demmarage	1
51	570.31.551.0..*	STARTDÜSE / Starting jet Getto avviamento / Gicleur de starter	1
52	0964 040143	LINSENSENKSCHRAUBE M 4x14 DIN 964 Screw / Vite / Vis	3
53	572.31.153.000	FEDER ø 0,6x25 / Spring Molla / Ressort	1
54	572.31.154.000	STARTGEHÄUSEDICHTUNG / Gasket Guarnizione / Joint	1
55	572.31.155.000	VERSCHRAUBUNG M 9x1 / Plug Tappo / Bouchon	1

*AUFGESTEMPELTE NUMMER (GRÖSSE) ANGEBEN !
Please quote printed number (size) !
Indicare anche il numero stampigliato sul pezzo !
SVP preciser numero de la marque (pointure) !

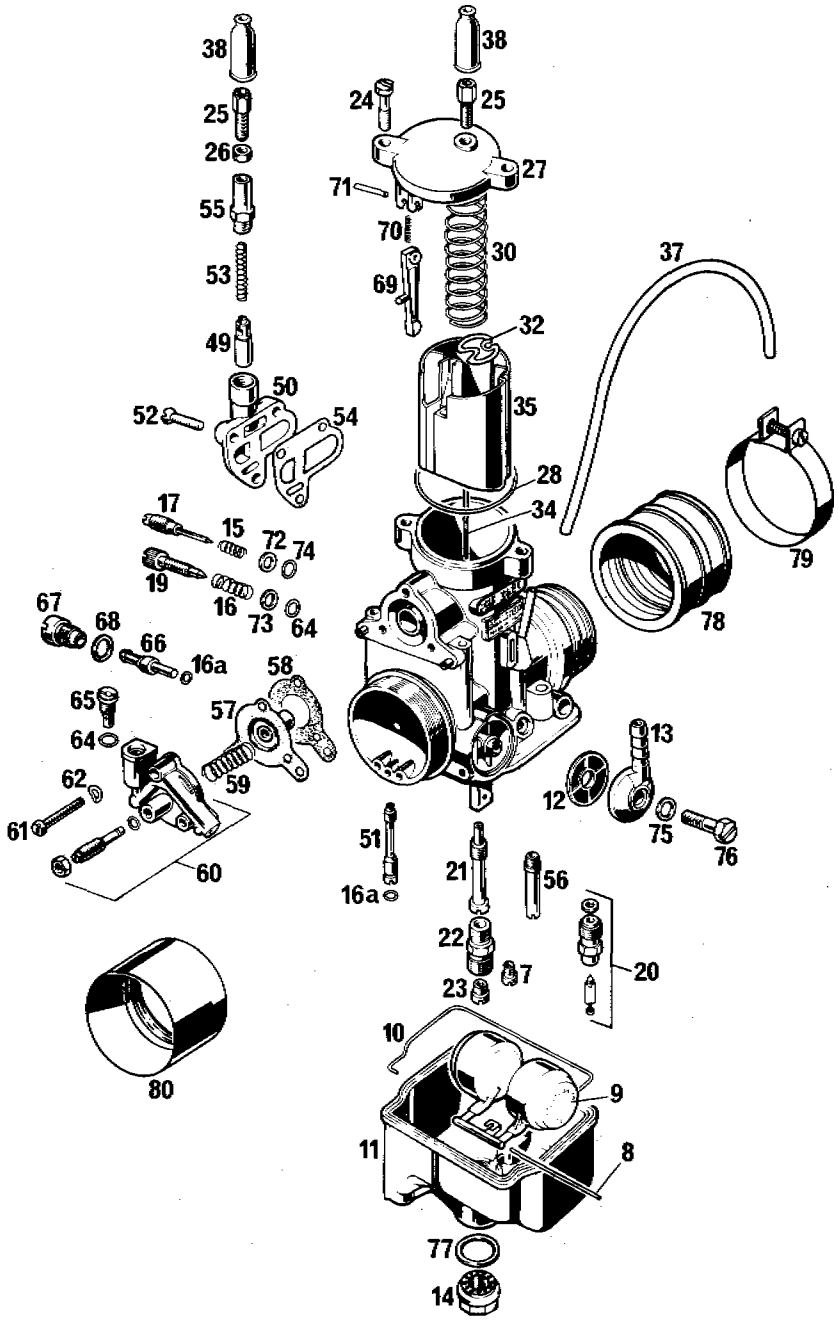

BILD NR. Ill. No. Fig. Fig.	TEILE NR. Part No. Ricambi-N. Réf.	BEZEICHNUNG Description Descrizione Dénomination	560 GS/A
56	570.31.556.000	ROCKSCHLAGVENTIL / Intake valve Valvola aspirazione / Clapet anti-retour	1
57	570.31.557.000	MEMBRANE / Pump diaphragm Membrana pompa / Clapet	1
58	570.31.558.000	DICHTUNG / Gasket Guarnizione / Joint	1
59	570.31.559.000	FEDER 0,4x22 / Spring Molla / Ressort	1
60	572.31.160.044	PUMPENGEHÄUSE KPL. / Pump cover Coperchio pompa / Couvercle	1
61	0084 040203	ZYLINDERSCHRAUBE M 4x20 DIN 84 / Screw Vite / Vis	3
62	0137 040003	FEDERSCHEIBE A4 DIN 137 / Spring washer Rondella elastica / Rondelle	3
64	0770 020080	O-RING 2-008 (1,78x4,47x8,03) / O-ring Anello O / Joint O	1
65	570.31.565.000	ENTLOFTUNGSVENTIL M7 / Delivery valve Valvola mandata / Valve d'aeration	1
66	570.31.566.0..	*BESCHLEUNIGERDÜSE / Pump jet Getto pompa / Gicleur d'acceleration	1
67	570.31.567.000	DÜSENHALTER / Pump jet holder Portagetto pompa / Porte-gicleur	1
68	0603 091208	DICHTUNG 9x12x0,8 DIN 7603 / Gasket Guarnizione / Joint	1
69	570.31.569.000	PUMPENHEBEL 8426 / Lever Leva com. pompa / Levier de pompe	1
70	570.31.570.000	FEDER / Spring Molla / Ressort	1
71	570.31.571.000	STIFT 2,5x16 / Pin Perno / Goupille	1
72	570.31.572.000	SCHEIBE 3,1x6x0,6 / Washer Rondella / Rondelle	1
73	570.31.573.000	SCHEIBE 5,1x8x0,8 / Washer Rondella / Rondelle	1
74	0770 020040	O-RING 2-004 (1,78x1,78x5,34) / O-ring Anello O / Joint O	1

*AUFGESTEMPELTE NUMMER (GRÖSSE) ANGEBEN !
Please quote printed number (size) !
Indicare anche il numero stampigliato sul pezzo !
SVP preciser numero de la marque (pointure) !

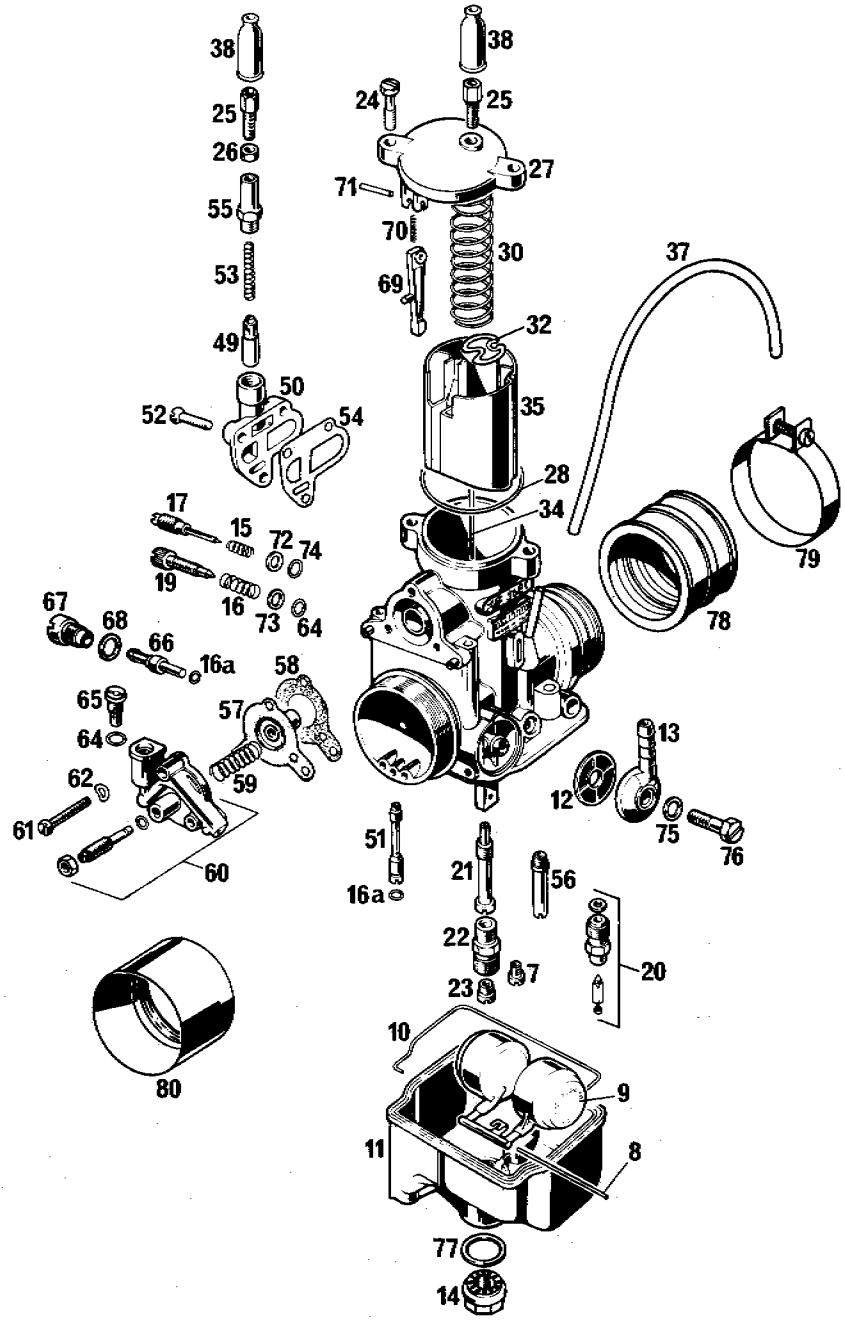

BILD NR. Ill. No. Fig. Fig.	TEILE NR. Part No. Ricambi-N. Réf.	BEZEICHNUNG Description Descrizione Dénomination	560 GS/A
75	0603 061001	DICHTRING 6x10x1 DIN 7603 / Gasket Guarnizione / Joint	1
76	0933 060163	SECHSKANTSCHRAUBE M 6x16 DIN 933 Hexagon head screw / Vite / Vis	1
77	0603 202701	DICHTUNG 20x27x1 DIN 7603 / Gasket Guarnizione / Joint	1
78	560.30.060.000	GUMMIMUFFE INNEN ø 40 mm / Rubber Gomma / Durite d'admission	1
79	510.30.061.000	SCHELLE ø 56 / Clamp Fascetta / Collier	2
80	572.06.023.000	ANSAUGTRICHTER / Intake trumpet Cornetto / Trompette d'admission	1

SPEZIALWERKZEUGE / SPECIAL TOOLS / ATTREZZI SPECIALI / OUTILS SPÉCIAUX

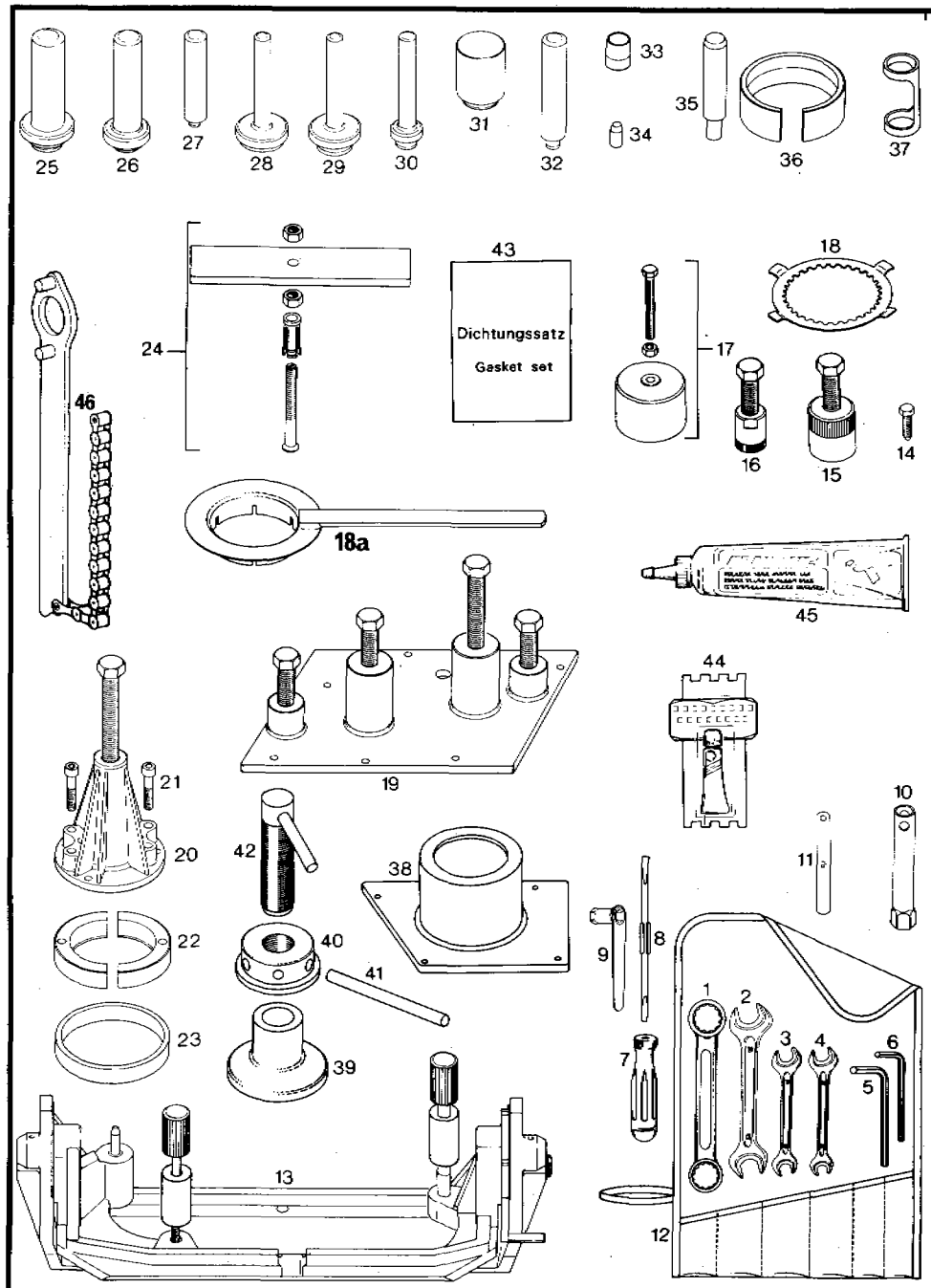

BILD NR. Ill. No. Fig. Fig.	TEILE NR. Part No. Ricambi-N. Réf.	BEZEICHNUNG Description Descrizione Dénomination	348 GS/A	506 END 506 GS/A 506 GS	560 GS/A
1-12	6.277.993	WERKZEUGSATZ KPL. / Tool kit Truss ferri / Trousse à outils cpl.	1	1	1
13	6.277.917	MONTAGEBOCK / Assembly trestle Attrezzo supporto motore / Chevalet	1	1	1
14	6.241.965	KURBELWELLENFIXIERSCHRAUBE M 8x30 Locating bolt for crankshaft Fermo bloccaggio albero motore Vis d'arrêt	1	1	1
15	6.277.807	ABZIEHER FÜR MAGNETRAD / Puller flywheel Estrattore volano / Arrache-volant	1	1	1
16	6.276.445	ABZIEHER FÜR STEUERRITZEL Puller for timing pulley Estrattore per ingranaggio comando Extracteur	1	1	1
17	6.276.400	ABZIEHER FÜR NOCKENWELLE Puller for cam shaft Estrattore, albero a camme Extracteur	1	1	1
18	6.277.887	MITNEHMERFIXIERUNG FÜR KUPPLUNG ø 133 Clutch hub locking tool Attrezzo blocaggio frizione Outil spécial pour bloquer l'embrayage	1	-	-
18a	6.276.820	MITNEHMERFIXIERUNG FÜR KUPPLUNG ø 144 Clutch hub locking tool Attrezzo blocaggio frizione Outil spécial pour bloquer l'ebrayage	-	1	1
19	6.276.435	ABDRÜCKPLATTE / Puller plate Piatto estratore / Extracteur	1	1	1
20	6.876.296	ABZIEHER FÜR KURBELWELLENLAGER Puller, bearing crankshaft Estrattore cuscinetti / Extrakteur	1	1	1
21	0912 080403	INNENSECHSKANTSCHRAUBE M 8x40 DIN 912 Allen head screw / Vite T.C.E./ Vis	2	2	2
22	6.977.472	RINGHÄLFTE FÜR RILLENKUGELLAGER 6207 Ringhalf for puller Metà anello per estrattore Demi-coquilles	2	2	2
23	6.977.492	RING / Ring for puller Anello per estrattore / Bague	1	1	1

SPEZIALWERKZEUGE / SPECIAL TOOLS / ATTREZZI SPECIALI / OUTILS SPÉCIAUX

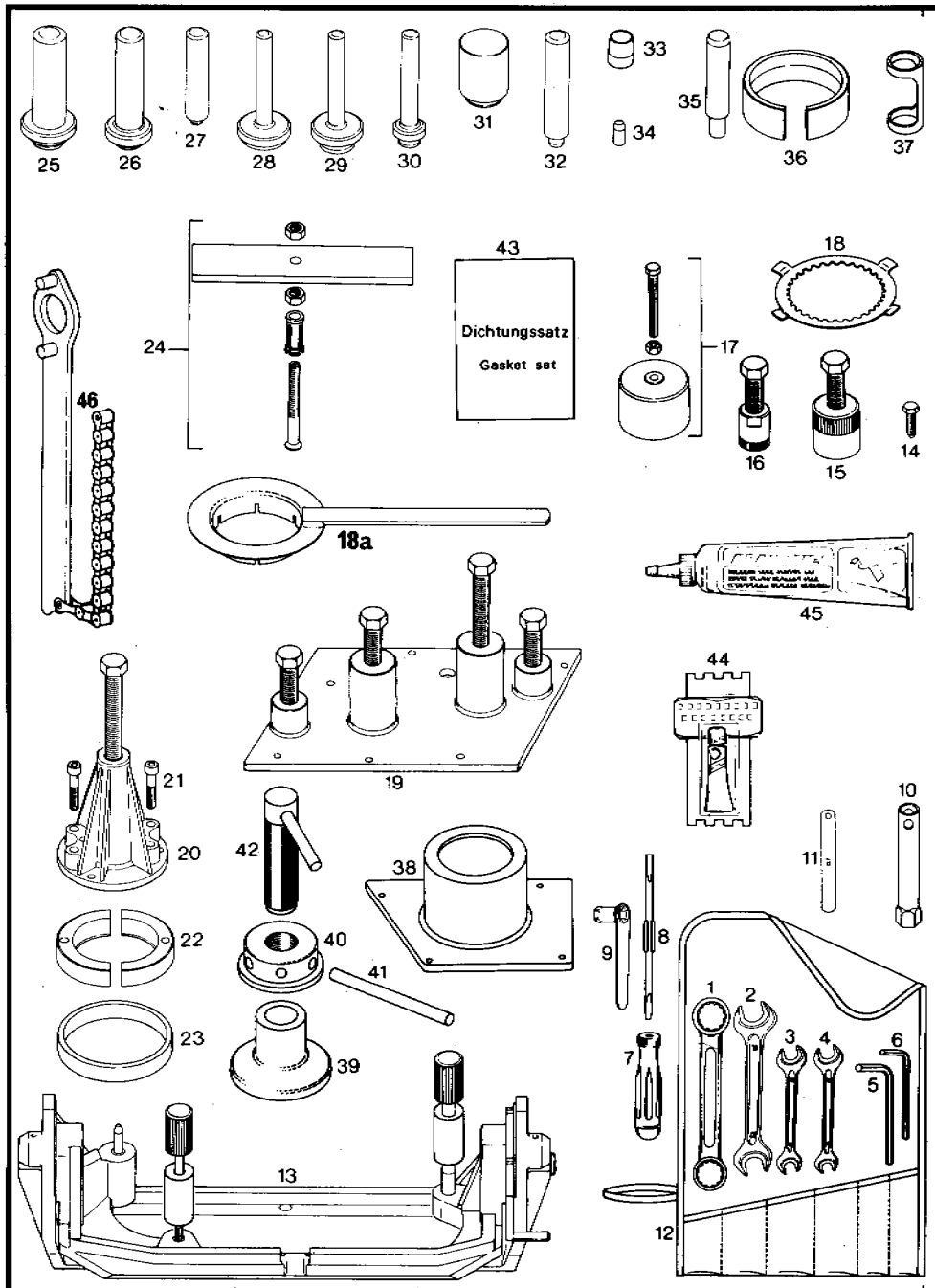

BILD NR. Ill. No. Fig. Fig.	TEILE NR. Part No. Ricambi-N. Réf.	BEZEICHNUNG Description Descrizione Dénomination	348 GS/A	506 END 506 GS/A 506 GS	560 GS/A
24	6.276.360	LAGERAUSZIEHER FÜR LAGER DER AUSGLEICHS- UND DER VORGELEGEWELLE Puller for bearings clutch shaft and balancer shaft Estrattore per cuscinetti albero primario e albero di compensazione Extracteur de roulements	1	1	1
25	6.876.660	MONTAGESTEMPEL FÜR WD-RING KURBELWELLE - MAGNETSEITE Oil seal insert jig, crank shaft - magneto side Puntello corteco, lato magnete Mandrin pour le montage du joint spi	1	1	1
26	6.277.861	MONTAGESTEMPEL FÜR WD-RING GETRIEBEHAUPTWELLE Oil seal insert jig, main shaft Puntello corteco, albero secondario Mandrin pour le montage du joint spi	1	1	1
27	6.276.340	MONTAGESTEMPEL FÜR WD-RING ÖLPUMPE - DRUCKPUMPENGEHÄUSE Oil seal insert jig, oil pump - pump housing lubrication Puntello corteco, albero pompa Mandrin pour le montage du joint spi	1	1	1
28	6.276.320	MONTAGESTEMPEL FÜR WD-RING KURBELWELLE KUPPLUNGSSEITE (MONTAGE VON AUSSEN) Oil seal insert jig, crankshaft - clutch side (for mounting on timing belt side) Puntello corteco, per coperchio frizione (esecutione con faccetta per montaggio corteco al lato cinghia comande) Mandrin pour le montage du joint spi	1	1	1
29	6.276.322	MONTAGESTEMPEL FÜR WD-RING KURBELWELLE KUPPLUNGSSEITE (MONTAGE VON INNEN) Oil seal insert jig, crankshaft - clutch side (for mounting on crankcase side) Puntello corteco, per coperchio frizione (esecutione con faccetta per montaggio corteco al lato carter motore) Mandrin pour le montage du joint spi	1	1	1
30	6.276.330	MONTAGESTEMPEL FÜR WD-RING STARTERWELLE - KUPPLUNGSDECKEL Oil seal insert jig, kick start shaft - clutch cover Puntello corteco, albero messa in moto Mandrin pour montage du point spi	1	1	1

SPEZIALWERKZEUGE / SPECIAL TOOLS / ATTREZZI SPECIALI / OUTILS SPÉCIAUX

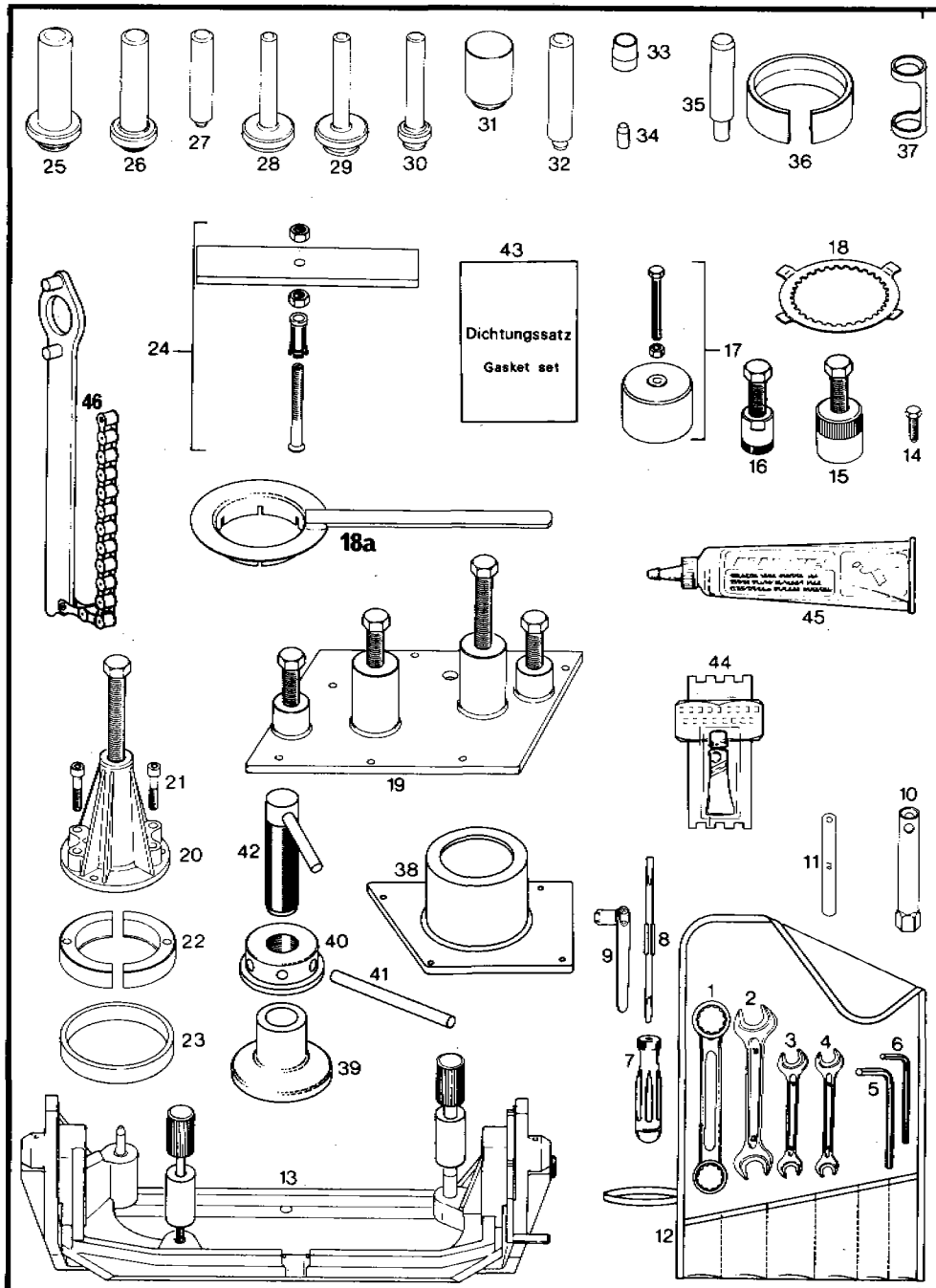

BILD NR. Ill. No. Fig. Fig.	TEILE NR. Part No. Ricambi-N. Réf.	BEZEICHNUNG Description Descrizione Dénomination	348 GS/A	506 END / 506 GS/A / 506 GS	560 GS/A
31	6.276.310	MONTAGESTEMPEL FOR WD-RING NOCKENWELLE Oil seal insert jig, cam shaft Puntello corteco, albero a camme Mandrin pour le montage du joint spi	1	1	1
32	6.276.250	MONTAGESTEMPEL FOR WD-RING DEKOWELLE Oil seal insert jig, decompression shaft Puntello corteco, albero decompressione Mandrin pout le montage du joint spi	1	1	1
33	6.277.970	FÖHRUNGSHÜLSE - GETRIEBE-HAUPTWELLE Guide sleeve - main shaft Bussola guida per corteco albero secondario Bague de montage	1	1	1
34	6.276.450	FÖHRUNGSHÜLSE - ÖLPUMPENWELLE Guide sleeve - oil pump shaft Bussola guida per corteco albero pompa olio Bague de montage	1	1	1
35	6.276.300	FÖHRUNGSDORN FÜR KOLBENBOLZEN Guide bolt for piston pin Bullone guida per spinotto Guide pour l'axe de piston	1	1	1
36	6.276.720 6.276.350 6.276.355	MONTAGERING / Piston ring spanner Stenditore per segm./Collier à segments	1 - -	- 1 -	- - 1
37	6.276.470	VENTILFEDERSPANNEINSATZ Valve spring push insert Attrezzo inscrimento molla valv. Outil spécial pour comprimer les ressorts de soupapes	1	1	1
38	6.276.535	ABDRÜCKPLATTE - KURBELWELLE Puller plate, crankshaft Piatto estratore, alb. motore Extracteur	1	1	1
39	6.276.560	EINZIEHGLOCKE - KURBELWELLE Puller bell, crankshaft Campana per inserire albero motore Cloche de montage	1	1	1
40	6.276.550	EINZIEHRING - KURBELWELLE Puller ring, crankshaft Ghiera, albero motore Bague de montage	1	1	1
41	6.276.155	HANDGRIFF / Bolt, for puller ring Perno, per ghiera / Broche	1	1	1

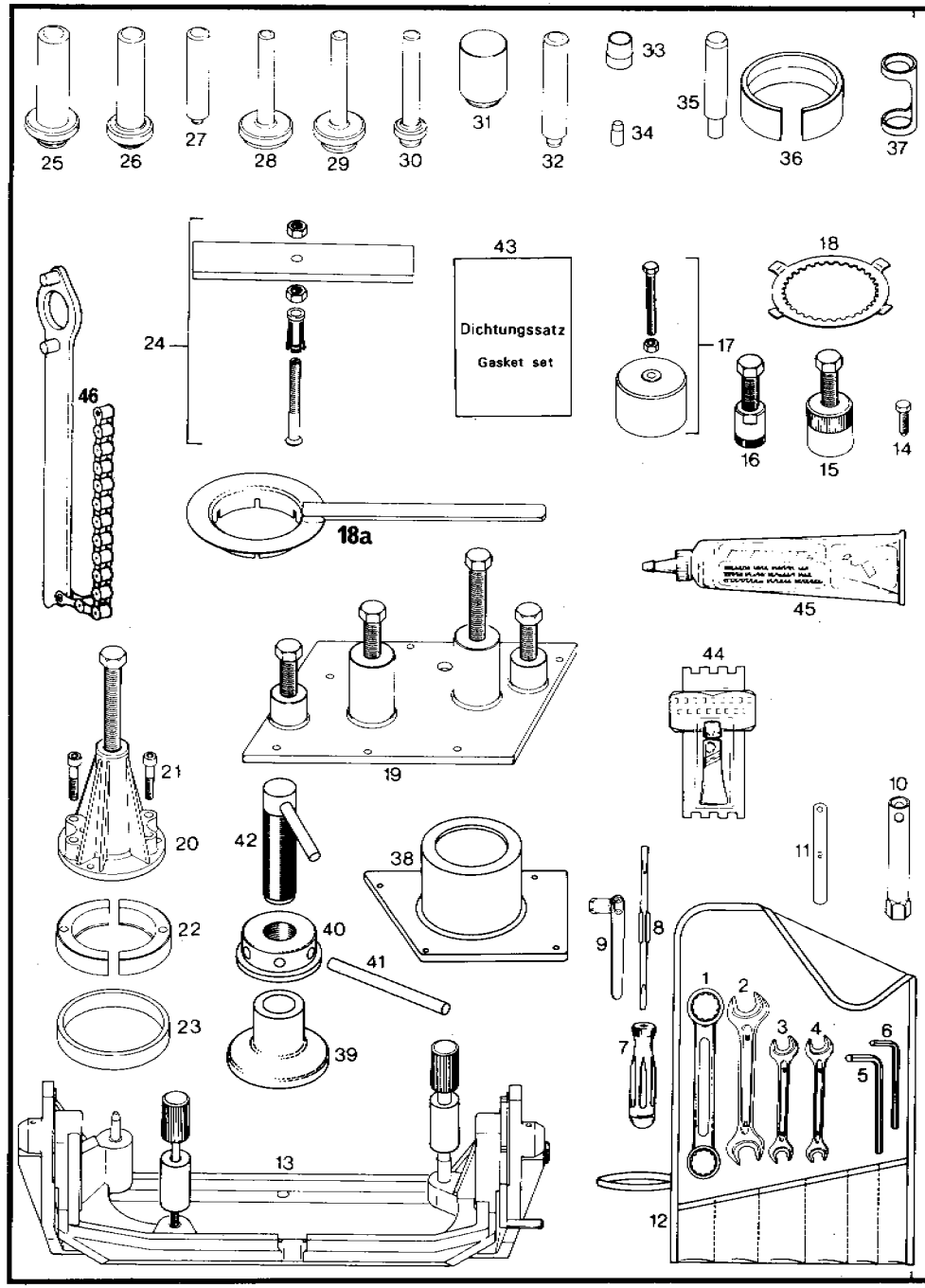

BILD NR. Ill. No. Fig. Fig.	TEILE NR. Part No. Ricambi-N. Réf.	BEZEICHNUNG Description Descrizione Dénomination	348 GS/A	506 END 506 GS/A 506 GS	560 GS/A
42	6.276.127	EINZIEHSPINDEL - KURBELWELLE Pull-in spindle, crankshaft Asta a vite / Vis	1	1	1
43	6.292.745 6.292.742 6.293.255	DICHTUNGSSATZ KPL. / Gasket set assy. Serie guarnizione / Pochette de joints	1 - -	- 1 -	- - 1
44	6.899.786	LOCTITE 242 BLAU, 6 ccm / Loctite blue Loctite blu / Loctite bleu	nB	nB	nB
45	6.899.683	LOCTITE 574 ROT, 50 ccm / Loctite red Loctite rosso / Loctite rouge	nB	nB	nB
46	510.12.012.000	HALTESCHLÜSSEL FÜR KETTENRAD Holding spanner for chain sprocket Chiave blocca - pignone Clef pour maintenir le pignon de sortie	1	1	1

nB = nach Bedarf
as required
a richiesta
selon besoin



KTM Motor-Fahrzeugbau KG

Erich Trunkenpolz
A-5230 Mattighofen · Austria
Telefon: 07742 / 3151-0

STAATLICHE AUSZEICHNUNG